

**SAMPLE NAME: Cannadips CBD - American Spice**

Infused, Hemp Infused

**CULTIVATOR / MANUFACTURER**
**Business Name:**
**License Number:**
**Address:**
**DISTRIBUTOR / TESTED FOR**
**Business Name:** Boldt Runners Corporation

**License Number:**
**Address:** 4665 West End Rd.  
Arcata CA 95521

**SAMPLE DETAIL**
**Batch Number:** 1AM005

**Sample ID:** 220513K001

**Date Collected:** 05/13/2022

**Date Received:** 05/14/2022

**Batch Size:**
**Sample Size:** 8.0 grams

**Unit Mass:** 0.55 grams per Unit

**Serving Size:** 0.55 grams per Serving


Scan QR code to verify authenticity of results.

**CANNABINOID ANALYSIS - SUMMARY**

CALCULATED USING DRY-WEIGHT

**Total THC:** Not Detected

**Total CBD:** 10.910 mg/unit

**Sum of Cannabinoids:** 10.983 mg/unit

**Total Cannabinoids:** 10.983 mg/unit

Total THC/CBD is calculated using the following formulas to take into account the loss of a carboxyl group during the decarboxylation step:

Total THC =  $\Delta^9\text{-THC} + (\text{THCa} \times 0.877)$ 

Total CBD =  $\text{CBD} + (\text{CBDa} \times 0.877)$ 

Sum of Cannabinoids =  $\Delta^9\text{-THC} + \text{THCa} + \text{CBD} + \text{CBDa} + \text{CBG} + \text{CBGa} + \text{THCV} + \text{THCVa} + \text{CBC} + \text{CBCa} + \text{CBDV} + \text{CBDVa} + \Delta^8\text{-THC} + \text{CBL} + \text{CBN}$ 

Total Cannabinoids =  $(\Delta^9\text{-THC} + 0.877 \times \text{THCa}) + (\text{CBD} + 0.877 \times \text{CBDa}) + (\text{CBG} + 0.877 \times \text{CBGa}) + (\text{THCV} + 0.877 \times \text{THCVa}) + (\text{CBC} + 0.877 \times \text{CBCa}) + (\text{CBDV} + 0.877 \times \text{CBDVa}) + \Delta^8\text{-THC} + \text{CBL} + \text{CBN}$ 
**Moisture:** 8.8%

**TERPENOID ANALYSIS - SUMMARY**

39 TESTED, TOP 3 HIGHLIGHTED

**Total Terpenoids:** 0.0072%

●  $\beta$ -Caryophyllene 0.047 mg/g ● Nerolidol 0.025 mg/g


**SAFETY ANALYSIS - SUMMARY**
**Pesticides:** ✔ PASS
**Mycotoxins:** ✔ PASS
**Residual Solvents:** ✔ PASS
**Heavy Metals:** ✔ PASS
**Microbiology (PCR):** ✔ PASS
**Microbiology (Plating):** ✔ PASS
**Foreign Material:** ✔ PASS
**Water Activity:** ✔ PASS


For quality assurance purposes. Not a Regulatory Hemp Lab Test Report. These results relate only to the sample included on this report. This report shall not be reproduced, except in full, without written approval of the laboratory.

**Sample Certification:** Action Limits used in this report are a compilation of guidance from state regulatory agencies in all states except Alaska. Action limits for required tests are the lower of any conflicting state regulations.

**Decision Rule:** Statements of conformity (e.g. Pass/Fail) to specifications are made in this report without taking measurement uncertainty into account. Where statements of conformity are made in this report, the following decision rules are applied: PASS - Results within limits/specifications, FAIL - Results exceed limits/specifications.

**References:** limit of detection (LOD), limit of quantification (LOQ), not detected (ND), not tested (NT), too numerous to count >250 cfu/plate (TNTC), colony-forming unit (cfu)

  
LQC verified by: Josh Antunovich  
Date: 05/18/2022

  
Approved by: Josh Wurzer, President  
Date: 05/18/2022





## Cannabinoid Analysis

Tested by high-performance liquid chromatography with diode-array detection (HPLC-DAD). Calculated using Dry-Weight.

Method: QSP 1157 - Analysis of Cannabinoids by HPLC-DAD

### TOTAL THC: **Not Detected**

Total THC ( $\Delta^9$ -THC+0.877\*THCa)

### TOTAL CBD: **10.910 mg/unit**

Total CBD (CBD+0.877\*CBDA)

### TOTAL CANNABINOIDS: **10.983 mg/unit**

Total Cannabinoids (Total THC) + (Total CBD) + (Total CBG) + (Total THCV) + (Total CBC) + (Total CBDV) +  $\Delta^8$ -THC + CBL + CBN

### TOTAL CBG: **<LOQ**

Total CBG (CBG+0.877\*CBGa)

### TOTAL THCV: **ND**

Total THCV (THCV+0.877\*THCVa)

### TOTAL CBC: **ND**

Total CBC (CBC+0.877\*CBCa)

### TOTAL CBDV: **0.073 mg/unit**

Total CBDV (CBDV+0.877\*CBDVa)

## CANNABINOID TEST RESULTS - 05/15/2022

COMPOUND	LOD/LOQ (mg/g)	MEASUREMENT UNCERTAINTY (mg/g)	RESULT (mg/g)	RESULT (%)
CBD	0.004 / 0.011	$\pm 0.7399$	19.836	1.9836
CBDV	0.002 / 0.012	$\pm 0.0054$	0.133	0.0133
CBG	0.002 / 0.006	N/A	<LOQ	<LOQ
$\Delta^9$ -THC	0.002 / 0.014	N/A	ND	ND
$\Delta^8$ -THC	0.01 / 0.02	N/A	ND	ND
THCa	0.001 / 0.005	N/A	ND	ND
THCV	0.002 / 0.012	N/A	ND	ND
THCVa	0.002 / 0.019	N/A	ND	ND
CBDA	0.001 / 0.026	N/A	ND	ND
CBDVa	0.001 / 0.018	N/A	ND	ND
CBGa	0.002 / 0.007	N/A	ND	ND
CBL	0.003 / 0.010	N/A	ND	ND
CBN	0.001 / 0.007	N/A	ND	ND
CBC	0.003 / 0.010	N/A	ND	ND
CBCa	0.001 / 0.015	N/A	ND	ND
SUM OF CANNABINOIDS			19.969 mg/g	1.9969%

## Unit Mass: 0.55 grams per Unit / Serving Size: 0.55 grams per Serving

$\Delta^9$ -THC per Unit	ND
$\Delta^9$ -THC per Serving	ND
Total THC per Unit	ND
Total THC per Serving	ND
CBD per Unit	10.910 mg/unit
CBD per Serving	10.910 mg/serving
Total CBD per Unit	10.910 mg/unit
Total CBD per Serving	10.910 mg/serving
Sum of Cannabinoids per Unit	10.983 mg/unit
Sum of Cannabinoids per Serving	10.983 mg/serving
Total Cannabinoids per Unit	10.983 mg/unit
Total Cannabinoids per Serving	10.983 mg/serving

## MOISTURE TEST RESULT

8.8%

Tested 05/14/2022

Method: QSP 1224 - Loss on Drying (Moisture)





## Terpenoid Analysis

Terpene analysis utilizing gas chromatography-flame ionization detection (GC-FID).

**Method:** QSP 1192 - Analysis of Terpenoids by GC-FID

### TERPENOID TEST RESULTS - 05/15/2022

COMPOUND	LOD/LOQ (mg/g)	MEASUREMENT UNCERTAINTY (mg/g)	RESULT (mg/g)	RESULT (%)
$\beta$ -Caryophyllene	0.004 / 0.012	$\pm 0.0013$	0.047	0.0047
Nerolidol	0.006 / 0.019	$\pm 0.0012$	0.025	0.0025
$\alpha$ -Pinene	0.005 / 0.017	N/A	ND	ND
Camphene	0.005 / 0.015	N/A	ND	ND
Sabinene	0.004 / 0.014	N/A	ND	ND
$\beta$ -Pinene	0.004 / 0.014	N/A	ND	ND
Myrcene	0.008 / 0.025	N/A	ND	ND
$\alpha$ -Phellandrene	0.006 / 0.020	N/A	ND	ND
$\Delta^3$ -Carene	0.005 / 0.018	N/A	ND	ND
$\alpha$ -Terpinene	0.005 / 0.017	N/A	ND	ND
p-Cymene	0.005 / 0.016	N/A	ND	ND
Limonene	0.005 / 0.016	N/A	ND	ND
Eucalyptol	0.006 / 0.018	N/A	ND	ND
$\beta$ -Ocimene	0.006 / 0.020	N/A	ND	ND
$\gamma$ -Terpinene	0.006 / 0.018	N/A	ND	ND
Sabinene Hydrate	0.006 / 0.022	N/A	ND	ND
Fenchone	0.009 / 0.028	N/A	ND	ND
Terpinolene	0.008 / 0.026	N/A	ND	ND
Linalool	0.009 / 0.032	N/A	ND	ND
Fenchol	0.010 / 0.034	N/A	ND	ND
Isopulegol	0.005 / 0.016	N/A	ND	ND
Camphor	0.006 / 0.019	N/A	ND	ND
Isoborneol	0.004 / 0.012	N/A	ND	ND
Borneol	0.005 / 0.016	N/A	ND	ND
Menthol	0.008 / 0.025	N/A	ND	ND
Terpineol	0.009 / 0.031	N/A	ND	ND
Nerol	0.003 / 0.011	N/A	ND	ND
Citronellol	0.003 / 0.010	N/A	ND	ND
Pulegone	0.003 / 0.011	N/A	ND	ND
Geraniol	0.002 / 0.007	N/A	ND	ND
Geranyl Acetate	0.004 / 0.014	N/A	ND	ND
$\alpha$ -Cedrene	0.005 / 0.016	N/A	ND	ND
trans- $\beta$ -Farnesene	0.008 / 0.025	N/A	ND	ND
$\alpha$ -Humulene	0.009 / 0.029	N/A	ND	ND
Valencene	0.009 / 0.030	N/A	ND	ND
Caryophyllene Oxide	0.010 / 0.033	N/A	ND	ND
Guaiol	0.009 / 0.030	N/A	ND	ND
Cedrol	0.008 / 0.027	N/A	ND	ND
$\alpha$ -Bisabolol	0.008 / 0.026	N/A	ND	ND
<b>TOTAL TERPENOIDS</b>			<b>0.072 mg/g</b>	<b>0.0072%</b>

#### 1 $\beta$ -Caryophyllene

A sesquiterpene with a fragrance that can be described as spicy, woody, dry, dusty and mildly sweet. It was one of the first organic compounds to fully synthesized in a laboratory and plays a role in the endocannabinoid system as it is a functional CB<sub>2</sub> receptor agonist. Found in black pepper, clove, hops, rosemary, black-jack, perilla, spicebush, Indian pennywort, celery, frankincense, vitex, parsley, marigold, tamarind...etc.

#### 2 Nerolidol

A sesquiterpene alcohol with a fragrance that can be described as floral, citrusy, waxy, herbal and woody. Found in bitter orange, ginger, lavender, jasmine, tea tree, lemongrass, lady of the night...etc.





## Pesticide Analysis

Pesticide and plant growth regulator analysis utilizing high-performance liquid chromatography-mass spectrometry (HPLC-MS) or gas chromatography-mass spectrometry (GC-MS).

\*GC-MS utilized where indicated.

**Method:** QSP 1212 - Analysis of Pesticides and Mycotoxins by LC-MS or QSP 1213 - Analysis of Pesticides by GC-MS

### PESTICIDE TEST RESULTS - 05/15/2022 ✓ PASS

COMPOUND	LOD/LOQ (µg/g)	ACTION LIMIT (µg/g)	MEASUREMENT UNCERTAINTY (µg/g)	RESULT (µg/g)	RESULT
Abamectin	0.032 / 0.097	0.07	N/A	ND	PASS
Acephate	0.006 / 0.018	0.05	N/A	ND	PASS
Acequinocyl	0.009 / 0.027	0.03	N/A	ND	PASS
Acetamiprid	0.016 / 0.049	0.05	N/A	ND	PASS
Aldicarb	0.030 / 0.090	0.1	N/A	ND	PASS
Allethrin	0.030 / 0.092	0.1	N/A	ND	PASS
Atrazine	0.006 / 0.019	0.025	N/A	ND	PASS
Azadirachtin	0.082 / 0.248	0.5	N/A	ND	PASS
Azoxystrobin	0.003 / 0.009	0.01	N/A	ND	PASS
Benzovindiflupyr	0.003 / 0.009	0.01	N/A	ND	PASS
Bifenazate	0.003 / 0.009	0.01	N/A	ND	PASS
Bifenthrin	0.021 / 0.064	0.2	N/A	ND	PASS
Boscalid	0.003 / 0.009	0.01	N/A	ND	PASS
Buprofezin	0.006 / 0.019	0.02	N/A	ND	PASS
Captan	0.045 / 0.135	3	N/A	ND	PASS
Carbaryl	0.007 / 0.020	0.025	N/A	ND	PASS
Carbofuran	0.003 / 0.008	0.01	N/A	ND	PASS
Chlorantraniliprole	0.006 / 0.018	0.02	N/A	ND	PASS
Chlordane*	0.010 / 0.032	0.1	N/A	ND	PASS
Chlorfenapyr*	0.005 / 0.015	0.1	N/A	ND	PASS
Chlormequat chloride	0.022 / 0.066	3	N/A	ND	PASS
Chlorpyrifos	0.013 / 0.039	0.04	N/A	ND	PASS
Clofentezine	0.003 / 0.009	0.01	N/A	ND	PASS
Clothianidin	0.008 / 0.025	0.025	N/A	ND	PASS
Coumaphos	0.003 / 0.010	0.01	N/A	ND	PASS
Cyantraniliprole	0.003 / 0.010	0.01	N/A	ND	PASS
Cyfluthrin	0.052 / 0.159	0.1	N/A	ND	PASS
Cypermethrin	0.051 / 0.153	0.3	N/A	ND	PASS
Cyprodinil	0.003 / 0.008	0.01	N/A	ND	PASS
Daminozide	0.026 / 0.077	0.1	N/A	ND	PASS
Deltamethrin	0.059 / 0.180	0.5	N/A	ND	PASS
Diazinon	0.006 / 0.017	0.02	N/A	ND	PASS
Dichlorvos (DDVP)	0.012 / 0.038	0.1	N/A	ND	PASS
Dimethoate	0.003 / 0.009	0.1	N/A	ND	PASS
Dimethomorph	0.016 / 0.050	0.05	N/A	ND	PASS
Dinotefuran	0.010 / 0.030	0.05	N/A	ND	PASS
Diuron	0.013 / 0.040	0.125	N/A	ND	PASS
Dodemorph	0.012 / 0.035	0.05	N/A	ND	PASS
Endosulfan sulfate	0.016 / 0.048	0.05	N/A	ND	PASS
Endosulfan-α*	0.004 / 0.014	0.2	N/A	ND	PASS
Endosulfan-β*	0.006 / 0.019	0.05	N/A	ND	PASS

Continued on next page




**Pesticide Analysis** *Continued*

PESTICIDE TEST RESULTS - 05/15/2022 *continued* ✔ PASS

COMPOUND	LOD/LOQ (µg/g)	ACTION LIMIT (µg/g)	MEASUREMENT UNCERTAINTY (µg/g)	RESULT (µg/g)	RESULT
Ethoprophos	0.003 / 0.009	0.01	N/A	ND	PASS
Etofenprox	0.014 / 0.042	0.05	N/A	ND	PASS
Etoxazole	0.007 / 0.020	0.01	N/A	ND	PASS
Etridiazole*	0.002 / 0.005	0.03	N/A	ND	PASS
Fenhexamid	0.003 / 0.008	0.125	N/A	ND	PASS
Fenoxycarb	0.003 / 0.010	0.01	N/A	ND	PASS
Fenpyroximate	0.007 / 0.020	0.2	N/A	ND	PASS
Fensulfothion	0.003 / 0.010	0.01	N/A	ND	PASS
Fenthion	0.003 / 0.010	0.01	N/A	ND	PASS
Fenvalerate	0.033 / 0.099	0.1	N/A	ND	PASS
Fipronil	0.003 / 0.010	0.01	N/A	ND	PASS
Flonicamid	0.007 / 0.022	0.025	N/A	ND	PASS
Fludioxonil	0.003 / 0.010	0.01	N/A	ND	PASS
Fluopyram	0.003 / 0.009	0.01	N/A	ND	PASS
Hexythiazox	0.003 / 0.010	0.01	N/A	ND	PASS
Imazalil	0.003 / 0.009	0.01	N/A	ND	PASS
Imidacloprid	0.003 / 0.010	0.01	N/A	ND	PASS
Iprodione	0.077 / 0.233	0.5	N/A	ND	PASS
Kinoprene	0.077 / 0.233	0.5	N/A	ND	PASS
Kresoxim-methyl	0.006 / 0.019	0.02	N/A	ND	PASS
λ-Cyhalothrin	0.068 / 0.206	0.25	N/A	ND	PASS
Malathion	0.003 / 0.009	0.02	N/A	ND	PASS
Metalaxyl	0.003 / 0.010	0.02	N/A	ND	PASS
Methiocarb	0.003 / 0.008	0.02	N/A	ND	PASS
Methomyl	0.008 / 0.025	0.05	N/A	ND	PASS
Methoprene	0.172 / 0.521	2	N/A	ND	PASS
Mevinphos	0.008 / 0.024	0.025	N/A	ND	PASS
MGK-264	0.015 / 0.047	0.05	N/A	ND	PASS
Myclobutanil	0.003 / 0.009	0.01	N/A	ND	PASS
Naled	0.021 / 0.064	0.1	N/A	ND	PASS
Novaluron	0.002 / 0.005	0.025	N/A	ND	PASS
Oxamyl	0.017 / 0.051	0.5	N/A	ND	PASS
Paclobutrazol	0.003 / 0.010	0.01	N/A	ND	PASS
Parathion-methyl	0.016 / 0.050	0.05	N/A	ND	PASS
Pentachloronitrobenzene*	0.004 / 0.012	0.02	N/A	ND	PASS
Permethrin	0.056 / 0.168	0.04	N/A	ND	PASS
Phenothrin	0.016 / 0.047	0.05	N/A	ND	PASS
Phosmet	0.007 / 0.020	0.02	N/A	ND	PASS
Piperonyl Butoxide	0.010 / 0.029	0.2	N/A	ND	PASS
Pirimicarb	0.003 / 0.009	0.01	N/A	ND	PASS
Prallethrin	0.015 / 0.046	0.05	N/A	ND	PASS

Continued on next page





## Pesticide Analysis *Continued*

PESTICIDE TEST RESULTS - 05/15/2022 *continued* ✔ PASS

COMPOUND	LOD/LOQ (µg/g)	ACTION LIMIT (µg/g)	MEASUREMENT UNCERTAINTY (µg/g)	RESULT (µg/g)	RESULT
Propiconazole	0.027 / 0.080	0.1	N/A	ND	PASS
Propoxur	0.003 / 0.008	0.01	N/A	ND	PASS
Pyraclostrobin	0.003 / 0.010	0.01	N/A	ND	PASS
Pyrethrins	0.016 / 0.049	0.05	N/A	ND	PASS
Pyridaben	0.005 / 0.017	0.02	N/A	ND	PASS
Pyriproxyfen	0.003 / 0.009	0.01	N/A	ND	PASS
Resmethrin	0.013 / 0.039	0.05	N/A	ND	PASS
Spinetoram	0.003 / 0.010	0.01	N/A	ND	PASS
Spinosad	0.003 / 0.010	0.01	N/A	ND	PASS
Spirodiclofen	0.031 / 0.093	0.25	N/A	ND	PASS
Spiromesifen	0.016 / 0.050	0.03	N/A	ND	PASS
Spirotetramat	0.003 / 0.010	0.01	N/A	ND	PASS
Spiroxamine	0.020 / 0.062	0.1	N/A	ND	PASS
Tebuconazole	0.003 / 0.010	0.01	N/A	ND	PASS
Tebufenozide	0.003 / 0.008	0.01	N/A	ND	PASS
Teflubenzuron	0.007 / 0.022	0.025	N/A	ND	PASS
Tetrachlorvinphos	0.003 / 0.008	0.01	N/A	ND	PASS
Tetramethrin	0.021 / 0.063	0.1	N/A	ND	PASS
Thiabendazole	0.006 / 0.020	0.02	N/A	ND	PASS
Thiacloprid	0.003 / 0.009	0.01	N/A	ND	PASS
Thiamethoxam	0.003 / 0.010	0.01	N/A	ND	PASS
Thiophanate-methyl	0.013 / 0.040	0.05	N/A	ND	PASS
Trifloxystrobin	0.003 / 0.009	0.02	N/A	ND	PASS



## Mycotoxin Analysis

Mycotoxin analysis utilizing high-performance liquid chromatography-mass spectrometry (HPLC-MS).

**Method:** QSP 1212 - Analysis of Pesticides and Mycotoxins by LC-MS

MYCOTOXIN TEST RESULTS - 05/15/2022 ✔ PASS

COMPOUND	LOD/LOQ (µg/kg)	ACTION LIMIT (µg/kg)	MEASUREMENT UNCERTAINTY (µg/kg)	RESULT (µg/kg)	RESULT
Aflatoxin B1	1.6 / 5.0	5	N/A	ND	PASS
Aflatoxin B2	1.4 / 4.1	20	N/A	ND	PASS
Aflatoxin G1	1.6 / 4.9	20	N/A	ND	PASS
Aflatoxin G2	1.6 / 5.0	20	N/A	ND	PASS
Total Aflatoxin		20		ND	PASS
Ochratoxin A	1.6 / 5.0	5	N/A	ND	PASS





## Residual Solvents Analysis

Residual Solvent analysis utilizing gas chromatography-mass spectrometry (GC-MS).

**Method:** QSP 1204 - Analysis of Residual Solvents by GC-MS

**Total Butanes** = n-Butane + 2-Methylpropane (Isobutane)

**Total Pentanes** = n-Pentane + 2-Methylbutane (Isopentane)

**Total Hexanes** = n-Hexane + 2,2-Dimethylbutane (Neohexane) + 2,3-Dimethylbutane / 2-Methylpentane (Isohexane) + 3-Methylpentane

**Total Heptanes** = 2,2-Dimethylpentane (Neohexptane) + 2,3-Dimethylpentane + 2,4-Dimethylpentane + 3,3-Dimethylpentane + 2,2,3-Trimethylbutane (Triptane) + 2-Methylhexane (Isoheptane) + 3-Methylhexane + 3-Ethylpentane + n-Heptane

**Total Xylenes** = 1,2-Dimethylbenzene (o-Xylene) +

1,3-Dimethylbenzene (m-Xylene) / 1,4-Dimethylbenzene (p-Xylene) + Ethylbenzene

## RESIDUAL SOLVENTS TEST RESULTS - 05/15/2022 ✓ PASS

COMPOUND	LOD/LOQ (µg/g)	ACTION LIMIT (µg/g)	MEASUREMENT UNCERTAINTY (µg/g)	RESULT (µg/g)	RESULT
Propane	0.234 / 0.781	500	N/A	ND	PASS
2-Methylpropane (Isobutane)	0.052 / 0.173	5000	N/A	ND	PASS
n-Butane	0.019 / 0.063	2000	N/A	ND	PASS
Total Butanes		500		ND	PASS
2-Methylbutane (Isopentane)	0.310 / 1.035	5000	N/A	ND	PASS
2,2-Dimethylpropane (Neopentane)	0.035 / 0.117		N/A	ND	
n-Pentane	0.310 / 1.033	1000	N/A	ND	PASS
Total Pentanes		500		ND	PASS
2,2-Dimethylbutane (Neohexane)	9.831 / 32.77	290	N/A	ND	PASS
2,3-Dimethylbutane / 2-Methylpentane	0.381 / 1.271	290	N/A	ND	PASS
3-Methylpentane	0.109 / 0.365	290	N/A	ND	PASS
n-Hexane	0.110 / 0.366	0	N/A	ND	PASS
Total Hexanes		290		ND	PASS
Cyclohexane	0.357 / 1.190	500	N/A	ND	PASS
2,2-Dimethylpentane (Neohexptane)	0.493 / 1.642		N/A	ND	
2,3-Dimethylpentane	1.009 / 3.365		N/A	ND	
2,4-Dimethylpentane	0.737 / 2.458		N/A	ND	
3,3-Dimethylpentane	0.198 / 0.660		N/A	ND	
2,2,3-Trimethylbutane (Triptane)	0.521 / 1.738		N/A	ND	
2-Methylhexane (Isoheptane)	0.610 / 2.034		N/A	ND	
3-Methylhexane	0.235 / 0.785		N/A	ND	
3-Ethylpentane	0.304 / 1.012		N/A	ND	
n-Heptane	13.12 / 43.72	500	N/A	ND	PASS
Total Heptanes		1000		ND	PASS
Cycloheptane	0.597 / 1.989		N/A	ND	
Benzene	0.089 / 0.295	0	N/A	ND	PASS
Toluene	0.115 / 0.382	0	N/A	ND	PASS
Cumene	0.180 / 0.600	70	N/A	ND	PASS
1,3-Dimethylbenzene / 1,4-Dimethylbenzene	0.451 / 1.502	2170	N/A	ND	PASS
1,2-Dimethylbenzene (o-Xylene)	0.387 / 1.289	2170	N/A	ND	PASS
Ethylbenzene	0.370 / 1.233	2170	N/A	ND	PASS
Total Xylenes		217		ND	PASS
Methanol	5.534 / 16.77	500	±0.314	24.19	PASS
Ethanol	8.984 / 27.23	1000	N/A	ND	PASS
1-Propanol	1.540 / 5.133	5000	N/A	ND	PASS
2-Propanol (Isopropyl Alcohol)	8.421 / 25.52	500	N/A	ND	PASS

Continued on next page





## Residual Solvents Analysis

Continued

RESIDUAL SOLVENTS TEST RESULTS - 05/15/2022 *continued* ✔ PASS

COMPOUND	LOD/LOQ (µg/g)	ACTION LIMIT (µg/g)	MEASUREMENT UNCERTAINTY (µg/g)	RESULT (µg/g)	RESULT
1-Butanol	0.475 / 1.582	5000	N/A	ND	PASS
2-Butanol	7.248 / 24.16	5000	N/A	ND	PASS
1-Pentanol	1.461 / 4.869	5000	N/A	ND	PASS
Acetone	9.510 / 28.82	5000	N/A	ND	PASS
2-Butanone	0.169 / 0.564	5000	N/A	ND	PASS
Tetrahydrofuran	0.622 / 2.075	720	N/A	ND	PASS
Ethyl Ether	0.197 / 0.658	5000	N/A	ND	PASS
Ethylene Glycol	3.803 / 12.68	620	N/A	ND	PASS
2-Ethoxyethanol	1.235 / 4.118	160	N/A	ND	PASS
1,2-Dimethoxyethane	2.116 / 7.052	100	N/A	ND	PASS
1,4-Dioxane	0.468 / 1.558	380	N/A	ND	PASS
Ethylene Oxide	0.253 / 0.844	5	N/A	ND	PASS
Ethyl Acetate	1.123 / 3.745	1000	N/A	ND	PASS
Isopropyl Acetate	0.347 / 1.158	5000	N/A	ND	PASS
Chloroform	0.251 / 0.838	1	N/A	ND	PASS
Dichloromethane (Methylene Chloride)	2.651 / 8.838	600	N/A	ND	PASS
Trichloroethylene	0.299 / 0.996	80	N/A	ND	PASS
1,2-Dichloroethane	0.162 / 0.541	5	N/A	ND	PASS
1,1-Dichloroethene	0.185 / 0.616	8	N/A	ND	PASS
1,2-Dichloroethene	0.428 / 1.427	5	N/A	ND	PASS
Sulfolane	47.66 / 158.9	160	N/A	ND	PASS
Dimethyl Sulfoxide	6.168 / 20.56	5000	N/A	ND	PASS
Acetonitrile	1.595 / 4.833	410	N/A	ND	PASS
Pyridine	0.407 / 1.355	100	N/A	ND	PASS
N,N-Dimethylacetamide	0.127 / 0.422	1090	N/A	ND	PASS
N,N-Dimethylformamide	0.946 / 3.153	880	N/A	ND	PASS



## Heavy Metals Analysis

Heavy metal analysis utilizing inductively coupled plasma-mass spectrometry (ICP-MS).

**Method:** QSP 1160 - Analysis of Heavy Metals by ICP-MS

HEAVY METALS TEST RESULTS - 05/14/2022 ✔ PASS

COMPOUND	LOD/LOQ (µg/g)	ACTION LIMIT (µg/g)	MEASUREMENT UNCERTAINTY (µg/g)	RESULT (µg/g)	RESULT
Arsenic	0.02 / 0.1	0.42	±0.00	0.1	PASS
Cadmium	0.02 / 0.05	0.27	N/A	<LOQ	PASS
Lead	0.04 / 0.1	0.5	±0.00	0.3	PASS
Mercury	0.002 / 0.01	0.4	N/A	<LOQ	PASS





## Microbiology Analysis

### PCR AND PLATING

Analysis conducted by polymerase chain reaction (PCR) and fluorescence detection of microbiological contaminants.

**Method:** QSP 1221 - Analysis of Microbiological Contaminants

### MICROBIOLOGY TEST RESULTS (PCR) - 05/17/2022 ✓ PASS

COMPOUND	ACTION LIMIT (cfu/g)	RESULT (cfu/g)	RESULT
Shiga toxin-producing <i>Escherichia coli</i>	Not Detected in 25g	ND	PASS
<i>Salmonella</i> spp.	Not Detected in 25g	ND	PASS
<i>Aspergillus fumigatus</i>	Not Detected in 1g	ND	PASS
<i>Aspergillus flavus</i>	Not Detected in 1g	ND	PASS
<i>Aspergillus niger</i>	Not Detected in 1g	ND	PASS
<i>Aspergillus terreus</i>	Not Detected in 1g	ND	PASS
<i>Candida albicans</i>	Not Detected in 1g	ND	PASS
<i>Campylobacter</i> spp.	Not Detected in 1g	ND	PASS
<i>Yersinia</i> spp.	Not Detected in 1g	ND	PASS
<i>Listeria monocytogenes</i>	Not Detected in 1g	ND	PASS
<i>Pseudomonas aeruginosa</i>	Not Detected in 1g	ND	PASS
Bile-Tolerant Gram-Negative Bacteria	100	ND	PASS
<i>Staphylococcus aureus</i>	Not Detected in 1g	ND	PASS

Analysis conducted by 3M™ Petrifilm™ and plate counts of microbiological contaminants.

**Method:** QSP 6794 - Plating with 3M™ Petrifilm™

### MICROBIOLOGY TEST RESULTS (PLATING) - 05/17/2022 ✓ PASS

COMPOUND	ACTION LIMIT (cfu/g)	RESULT (cfu/g)	RESULT
Total Aerobic Bacteria		6000.0	
Total Yeast and Mold	10	ND	PASS
Total Enterobacteriaceae	1000	ND	PASS
<i>Escherichia coli</i>	Not Detected in 10g	ND	PASS
Coliforms	100	ND	PASS



## Foreign Material Analysis

Visual analysis includes, but is not limited to, sand, soil, cinders, dirt, mold, hair, insect fragments, and mammalian excreta.

**Method:** QSP 1226 - Analysis of Foreign Material in Cannabis and Cannabis Products

### FOREIGN MATERIAL TEST RESULTS - 05/14/2022 ✓ PASS

COMPOUND	ACTION LIMIT	RESULT
Total Sample Area Covered by Sand, Soil, Cinders, or Dirt	>25%	PASS
Total Sample Area Covered by Mold	>25%	PASS
Total Sample Area Covered by an Imbedded Foreign Material	>25%	PASS
Insect Fragment Count	> 1 per 3 grams	PASS
Hair Count	> 1 per 3 grams	PASS
Mammalian Excreta Count	> 1 per 3 grams	PASS





## Water Activity Analysis

**Method:** QSP 1227 - Analysis of Water Activity in Cannabis and Cannabis Products

WATER ACTIVITY TEST RESULTS - 05/14/2022 ✓ PASS

COMPOUND	ACTION LIMIT (Aw)	MEASUREMENT UNCERTAINTY (Aw)	RESULT (Aw)	RESULT
Water Activity	0.86	±0.01259	0.2585	PASS

sc labs™



### SAMPLE NAME: Cannadips CBD - Wintergreen

Infused, Non-Inhalable

### CULTIVATOR / MANUFACTURER

Business Name:

License Number:

Address:

### DISTRIBUTOR / TESTED FOR

Business Name: Boldt Runners Corporation

License Number:

Address: 4665 West End Rd.  
Arcata CA 95521

### SAMPLE DETAIL

Batch Number: 1WG018

Sample ID: 220713P005

Date Collected: 07/13/2022

Date Received: 07/14/2022

Batch Size:

Sample Size: 8.0 grams

Unit Mass: 8.2279 grams per Unit

Serving Size: 0.5485 grams per Serving



Scan QR code to verify authenticity of results.

### CANNABINOID ANALYSIS - SUMMARY

CALCULATED USING DRY-WEIGHT

Total THC: **Not Detected**

Total CBD: **155.310 mg/unit**

Sum of Cannabinoids: **155.985 mg/unit**

Total Cannabinoids: **155.985 mg/unit**

Total THC/CBD is calculated using the following formulas to take into account the loss of a carboxyl group during the decarboxylation step:

Total THC =  $\Delta^9\text{-THC} + (\text{THCa} \times 0.877)$

Total CBD =  $\text{CBD} + (\text{CBDa} \times 0.877)$

Sum of Cannabinoids =  $\Delta^9\text{-THC} + \text{THCa} + \text{CBD} + \text{CBDa} + \text{CBG} + \text{CBGa} + \text{THCV} + \text{THCVa} + \text{CBC} + \text{CBCa} + \text{CBDV} + \text{CBDVa} + \Delta^8\text{-THC} + \text{CBL} + \text{CBN}$

Total Cannabinoids =  $(\Delta^9\text{-THC} + 0.877 \times \text{THCa}) + (\text{CBD} + 0.877 \times \text{CBDa}) + (\text{CBG} + 0.877 \times \text{CBGa}) + (\text{THCV} + 0.877 \times \text{THCVa}) + (\text{CBC} + 0.877 \times \text{CBCa}) + (\text{CBDV} + 0.877 \times \text{CBDVa}) + \Delta^8\text{-THC} + \text{CBL} + \text{CBN}$

Moisture: **6.4%**

### SAFETY ANALYSIS - SUMMARY

$\Delta^9\text{-THC}$  per Unit: **PASS**

Pesticides: **PASS**

Mycotoxins: **PASS**

Residual Solvents: **PASS**

Heavy Metals: **PASS**

Microbiology (PCR): **PASS**

Microbiology (Plating): **DETECTED**

Foreign Material: **PASS**

Water Activity: **PASS**


For quality assurance purposes. Not a Regulatory Hemp Lab Test Report. These results relate only to the sample included on this report. This report shall not be reproduced, except in full, without written approval of the laboratory.

**Sample Certification:** California Code of Regulations Title 16 Effect Date January 16, 2019. Authority: Section 26013, Business and Professions Code. Reference: Sections 26100, 26104 and 26110, Business and Professions Code.

**Decision Rule:** Statements of conformity (e.g. Pass/Fail) to specifications are made in this report without taking measurement uncertainty into account. Where statements of conformity are made in this report, the following decision rules are applied: PASS - Results within limits/specifications, FAIL - Results exceed limits/specifications.

**References:** limit of detection (LOD), limit of quantification (LOQ), not detected (ND), not tested (NT), too numerous to count >250 cfu/plate (TNTC), colony-forming unit (cfu)

  
LQC verified by: Michael Pham  
Date: 07/20/2022

  
Approved by: Josh Wurzer, President  
Date: 07/20/2022





## Cannabinoid Analysis

Tested by high-performance liquid chromatography with diode-array detection (HPLC-DAD). Calculated using Dry-Weight.

Method: QSP 1157 - Analysis of Cannabinoids by HPLC-DAD

### TOTAL THC: Not Detected

Total THC ( $\Delta^9$ -THC+0.877\*THCa)

### TOTAL CBD: 155.310 mg/unit

Total CBD (CBD+0.877\*CBDA)

### TOTAL CANNABINOIDS: 155.985 mg/unit

Total Cannabinoids (Total THC) + (Total CBD) + (Total CBG) + (Total THCV) + (Total CBC) + (Total CBDV) +  $\Delta^8$ -THC + CBL + CBN

### TOTAL CBG: ND

Total CBG (CBG+0.877\*CBGa)

### TOTAL THCV: ND

Total THCV (THCV+0.877\*THCVa)

### TOTAL CBC: ND

Total CBC (CBC+0.877\*CBCa)

### TOTAL CBDV: 0.675 mg/unit

Total CBDV (CBDV+0.877\*CBDVa)

## CANNABINOID TEST RESULTS - 07/15/2022

COMPOUND	LOD/LOQ (mg/g)	MEASUREMENT UNCERTAINTY (mg/g)	RESULT (mg/g)	RESULT (%)
CBD	0.004 / 0.011	$\pm 0.7041$	18.876	1.8876
CBDV	0.002 / 0.012	$\pm 0.0033$	0.082	0.0082
$\Delta^9$ -THC	0.002 / 0.014	N/A	ND	ND
$\Delta^8$ -THC	0.01 / 0.02	N/A	ND	ND
THCa	0.001 / 0.005	N/A	ND	ND
THCV	0.002 / 0.012	N/A	ND	ND
THCVa	0.002 / 0.019	N/A	ND	ND
CBDA	0.001 / 0.026	N/A	ND	ND
CBDVa	0.001 / 0.018	N/A	ND	ND
CBG	0.002 / 0.006	N/A	ND	ND
CBGa	0.002 / 0.007	N/A	ND	ND
CBL	0.003 / 0.010	N/A	ND	ND
CBN	0.001 / 0.007	N/A	ND	ND
CBC	0.003 / 0.010	N/A	ND	ND
CBCa	0.001 / 0.015	N/A	ND	ND
SUM OF CANNABINOIDS			18.958 mg/g	1.8958%

## Unit Mass: 8.2279 grams per Unit / Serving Size: 0.5485 grams per Serving

$\Delta^9$ -THC per Unit	1100 per-package limit	ND	PASS
$\Delta^9$ -THC per Serving		ND	
Total THC per Unit		ND	
Total THC per Serving		ND	
CBD per Unit		155.310 mg/unit	
CBD per Serving		10.353 mg/serving	
Total CBD per Unit		155.310 mg/unit	
Total CBD per Serving		10.353 mg/serving	
Sum of Cannabinoids per Unit		155.985 mg/unit	
Sum of Cannabinoids per Serving		10.398 mg/serving	
Total Cannabinoids per Unit		155.985 mg/unit	
Total Cannabinoids per Serving		10.398 mg/serving	

## MOISTURE TEST RESULT

6.4%

Tested 07/14/2022

Method: QSP 1224 - Loss on Drying (Moisture)





## Pesticide Analysis

Pesticide and plant growth regulator analysis utilizing high-performance liquid chromatography-mass spectrometry (HPLC-MS) or gas chromatography-mass spectrometry (GC-MS).

\*GC-MS utilized where indicated.

**Method:** QSP 1212 - Analysis of Pesticides and Mycotoxins by LC-MS or QSP 1213 - Analysis of Pesticides by GC-MS

### PESTICIDE TEST RESULTS - 07/15/2022 ✓ PASS

COMPOUND	LOD/LOQ (µg/g)	ACTION LIMIT (µg/g)	MEASUREMENT UNCERTAINTY (µg/g)	RESULT (µg/g)	RESULT
Abamectin	0.032 / 0.097	0.3	N/A	ND	PASS
Acephate	0.006 / 0.018	5	N/A	ND	PASS
Acequinocyl	0.009 / 0.027	4	N/A	ND	PASS
Acetamiprid	0.016 / 0.049	5	N/A	ND	PASS
Aldicarb	0.030 / 0.090	≥ LOD	N/A	ND	PASS
Allethrin	0.030 / 0.092		N/A	ND	
Atrazine	0.006 / 0.019		N/A	ND	
Azadirachtin	0.082 / 0.248		N/A	ND	
Azoxystrobin	0.003 / 0.009	40	N/A	ND	PASS
Benzovindiflupyr	0.003 / 0.009		N/A	ND	
Bifenazate	0.003 / 0.009	5	N/A	ND	PASS
Bifenthrin	0.021 / 0.064	0.5	N/A	ND	PASS
Boscalid	0.003 / 0.009	10	N/A	ND	PASS
Buprofezin	0.006 / 0.019		N/A	ND	
Captan	0.045 / 0.135	5	N/A	ND	PASS
Carbaryl	0.007 / 0.020	0.5	N/A	ND	PASS
Carbofuran	0.003 / 0.008	≥ LOD	N/A	ND	PASS
Chlorantraniliprole	0.006 / 0.018	40	N/A	ND	PASS
Chlordane*	0.010 / 0.032	≥ LOD	N/A	ND	PASS
Chlorfenapyr*	0.005 / 0.015	≥ LOD	N/A	ND	PASS
Chlormequat chloride	0.022 / 0.066		N/A	ND	
Chlorpyrifos	0.013 / 0.039	≥ LOD	N/A	ND	PASS
Clofentezine	0.003 / 0.009	0.5	N/A	ND	PASS
Clothianidin	0.008 / 0.025		N/A	ND	
Coumaphos	0.003 / 0.010	≥ LOD	N/A	ND	PASS
Cyantraniliprole	0.003 / 0.010		N/A	ND	
Cyfluthrin	0.052 / 0.159	1	N/A	ND	PASS
Cypermethrin	0.051 / 0.153	1	N/A	ND	PASS
Cyprodinil	0.003 / 0.008		N/A	ND	
Daminozide	0.026 / 0.077	≥ LOD	N/A	ND	PASS
Deltamethrin	0.059 / 0.180		N/A	ND	
Diazinon	0.006 / 0.017	0.2	N/A	ND	PASS
Dichlorvos (DDVP)	0.012 / 0.038	≥ LOD	N/A	ND	PASS
Dimethoate	0.003 / 0.009	≥ LOD	N/A	ND	PASS
Dimethomorph	0.016 / 0.050	20	N/A	ND	PASS
Dinotefuran	0.010 / 0.030		N/A	ND	
Diuron	0.013 / 0.040		N/A	ND	
Dodemorph	0.012 / 0.035		N/A	ND	
Endosulfan sulfate	0.016 / 0.048		N/A	ND	
Endosulfan-α*	0.004 / 0.014		N/A	ND	
Endosulfan-β*	0.006 / 0.019		N/A	ND	

Continued on next page




**Pesticide Analysis** *Continued*

PESTICIDE TEST RESULTS - 07/15/2022 *continued* ✔ PASS

COMPOUND	LOD/LOQ (µg/g)	ACTION LIMIT (µg/g)	MEASUREMENT UNCERTAINTY (µg/g)	RESULT (µg/g)	RESULT
Ethoprophos	0.003 / 0.009	≥ LOD	N/A	ND	PASS
Etofenprox	0.014 / 0.042	≥ LOD	N/A	ND	PASS
Etoxazole	0.007 / 0.020	1.5	N/A	ND	PASS
Etridiazole*	0.002 / 0.005		N/A	ND	
Fenhexamid	0.003 / 0.008	10	N/A	ND	PASS
Fenoxycarb	0.003 / 0.010	≥ LOD	N/A	ND	PASS
Fenpyroximate	0.007 / 0.020	2	N/A	ND	PASS
Fensulfothion	0.003 / 0.010		N/A	ND	
Fenthion	0.003 / 0.010		N/A	ND	
Fenvalerate	0.033 / 0.099		N/A	ND	
Fipronil	0.003 / 0.010	≥ LOD	N/A	ND	PASS
Flonicamid	0.007 / 0.022	2	N/A	ND	PASS
Fludioxonil	0.003 / 0.010	30	N/A	ND	PASS
Fluopyram	0.003 / 0.009		N/A	ND	
Hexythiazox	0.003 / 0.010	2	N/A	ND	PASS
Imazalil	0.003 / 0.009	≥ LOD	N/A	ND	PASS
Imidacloprid	0.003 / 0.010	3	N/A	ND	PASS
Iprodione	0.077 / 0.233		N/A	ND	
Kinoprene	0.077 / 0.233		N/A	ND	
Kresoxim-methyl	0.006 / 0.019	1	N/A	ND	PASS
λ-Cyhalothrin	0.068 / 0.206		N/A	ND	
Malathion	0.003 / 0.009	5	N/A	ND	PASS
Metalaxyl	0.003 / 0.010	15	N/A	ND	PASS
Methiocarb	0.003 / 0.008	≥ LOD	N/A	ND	PASS
Methomyl	0.008 / 0.025	0.1	N/A	ND	PASS
Methoprene	0.172 / 0.521		N/A	ND	
Mevinphos	0.008 / 0.024	≥ LOD	N/A	ND	PASS
MGK-264	0.015 / 0.047		N/A	ND	
Myclobutanil	0.003 / 0.009	9	N/A	ND	PASS
Naled	0.021 / 0.064	0.5	N/A	ND	PASS
Novaluron	0.002 / 0.005		N/A	ND	
Oxamyl	0.017 / 0.051	0.2	N/A	ND	PASS
Paclobutrazol	0.003 / 0.010	≥ LOD	N/A	ND	PASS
Parathion-methyl	0.016 / 0.050	≥ LOD	N/A	ND	PASS
Pentachloronitrobenzene*	0.004 / 0.012	0.2	N/A	ND	PASS
Permethrin	0.056 / 0.168	20	N/A	ND	PASS
Phenothrin	0.016 / 0.047		N/A	ND	
Phosmet	0.007 / 0.020	0.2	N/A	ND	PASS
Piperonyl Butoxide	0.010 / 0.029	8	N/A	ND	PASS
Pirimicarb	0.003 / 0.009		N/A	ND	
Prallethrin	0.015 / 0.046	0.4	N/A	ND	PASS

Continued on next page





## Pesticide Analysis *Continued*

PESTICIDE TEST RESULTS - 07/15/2022 *continued* ✔ PASS

COMPOUND	LOD/LOQ (µg/g)	ACTION LIMIT (µg/g)	MEASUREMENT UNCERTAINTY (µg/g)	RESULT (µg/g)	RESULT
Propiconazole	0.027 / 0.080	20	N/A	ND	PASS
Propoxur	0.003 / 0.008	≥ LOD	N/A	ND	PASS
Pyraclostrobin	0.003 / 0.010		N/A	ND	
Pyrethrins	0.016 / 0.049	1	N/A	ND	PASS
Pyridaben	0.005 / 0.017	3	N/A	ND	PASS
Pyriproxyfen	0.003 / 0.009		N/A	ND	
Resmethrin	0.013 / 0.039		N/A	ND	
Spinetoram	0.003 / 0.010	3	N/A	ND	PASS
Spinosad	0.003 / 0.010	3	N/A	ND	PASS
Spirodiclofen	0.031 / 0.093		N/A	ND	
Spiromesifen	0.016 / 0.050	12	N/A	ND	PASS
Spirotetramat	0.003 / 0.010	13	N/A	ND	PASS
Spiroxamine	0.020 / 0.062	≥ LOD	N/A	ND	PASS
Tebuconazole	0.003 / 0.010	2	N/A	ND	PASS
Tebufenozide	0.003 / 0.008		N/A	ND	
Teflubenzuron	0.007 / 0.022		N/A	ND	
Tetrachlorvinphos	0.003 / 0.008		N/A	ND	
Tetramethrin	0.021 / 0.063		N/A	ND	
Thiabendazole	0.006 / 0.020		N/A	ND	
Thiacloprid	0.003 / 0.009	≥ LOD	N/A	ND	PASS
Thiamethoxam	0.003 / 0.010	4.5	N/A	ND	PASS
Thiophanate-methyl	0.013 / 0.040		N/A	ND	
Trifloxystrobin	0.003 / 0.009	30	N/A	ND	PASS



## Mycotoxin Analysis

Mycotoxin analysis utilizing high-performance liquid chromatography-mass spectrometry (HPLC-MS).

**Method:** QSP 1212 - Analysis of Pesticides and Mycotoxins by LC-MS

MYCOTOXIN TEST RESULTS - 07/15/2022 ✔ PASS

COMPOUND	LOD/LOQ (µg/kg)	ACTION LIMIT (µg/kg)	MEASUREMENT UNCERTAINTY (µg/kg)	RESULT (µg/kg)	RESULT
Aflatoxin B1	1.6 / 5.0		N/A	ND	
Aflatoxin B2	1.4 / 4.1		N/A	ND	
Aflatoxin G1	1.6 / 4.9		N/A	ND	
Aflatoxin G2	1.6 / 5.0		N/A	ND	
Total Aflatoxin		20		ND	PASS
Ochratoxin A	1.6 / 5.0	20	N/A	ND	PASS





## Residual Solvents Analysis

Residual Solvent analysis utilizing gas chromatography-mass spectrometry (GC-MS).

**Method:** QSP 1204 - Analysis of Residual Solvents by GC-MS

**Total Butanes** = n-Butane + 2-Methylpropane (Isobutane)

**Total Pentanes** = n-Pentane + 2-Methylbutane (Isopentane)

**Total Hexanes** = n-Hexane + 2,2-Dimethylbutane (Neohexane) + 2,3-Dimethylbutane / 2-Methylpentane (Isohexane) + 3-Methylpentane

**Total Heptanes** = 2,2-Dimethylpentane (Neohexane) + 2,3-Dimethylpentane + 2,4-Dimethylpentane + 3,3-Dimethylpentane + 2,2,3-Trimethylbutane (Triptane) + 2-Methylhexane (Isoheptane) + 3-Methylhexane + 3-Ethylpentane + n-Heptane

**Total Xylenes** = 1,2-Dimethylbenzene (o-Xylene) + 1,3-Dimethylbenzene (m-Xylene) / 1,4-Dimethylbenzene (p-Xylene) + Ethylbenzene

## RESIDUAL SOLVENTS TEST RESULTS - 07/20/2022 ✓ PASS

COMPOUND	LOD/LOQ (µg/g)	ACTION LIMIT (µg/g)	MEASUREMENT UNCERTAINTY (µg/g)	RESULT (µg/g)	RESULT
Propane	0.234 / 0.781	5000	N/A	ND	PASS
2-Methylpropane (Isobutane)	0.052 / 0.173		N/A	ND	
n-Butane	0.019 / 0.063	5000	N/A	ND	PASS
Total Butanes				ND	
2-Methylbutane (Isopentane)	0.310 / 1.035		N/A	ND	
2,2-Dimethylpropane (Neopentane)	0.035 / 0.117		N/A	ND	
n-Pentane	0.310 / 1.033	5000	N/A	ND	PASS
Total Pentanes				ND	
2,2-Dimethylbutane (Neohexane)	9.831 / 32.77		N/A	ND	
2,3-Dimethylbutane / 2-Methylpentane	0.381 / 1.271		N/A	ND	
3-Methylpentane	0.109 / 0.365		N/A	ND	
n-Hexane	0.110 / 0.366	290	N/A	ND	PASS
Total Hexanes				ND	
Cyclohexane	0.357 / 1.190		N/A	ND	
2,2-Dimethylpentane (Neohexane)	0.493 / 1.642		N/A	ND	
2,3-Dimethylpentane	1.009 / 3.365		N/A	ND	
2,4-Dimethylpentane	0.737 / 2.458		N/A	ND	
3,3-Dimethylpentane	0.198 / 0.660		N/A	ND	
2,2,3-Trimethylbutane (Triptane)	0.521 / 1.738		N/A	ND	
2-Methylhexane (Isoheptane)	0.610 / 2.034		N/A	ND	
3-Methylhexane	0.235 / 0.785		N/A	ND	
3-Ethylpentane	0.304 / 1.012		N/A	ND	
n-Heptane	13.12 / 43.72	5000	N/A	ND	PASS
Total Heptanes				ND	
Cycloheptane	0.597 / 1.989		N/A	ND	
Benzene	0.089 / 0.295	1	N/A	ND	PASS
Toluene	0.115 / 0.382	890	N/A	ND	PASS
Cumene	0.180 / 0.600		N/A	ND	
1,3-Dimethylbenzene / 1,4-Dimethylbenzene	0.451 / 1.502		N/A	ND	
1,2-Dimethylbenzene (o-Xylene)	0.387 / 1.289		N/A	ND	
Ethylbenzene	0.370 / 1.233		N/A	ND	
Total Xylenes		2170		ND	PASS
Methanol	5.534 / 16.77	3000	N/A	<LOQ	PASS
Ethanol	8.984 / 27.23	5000	N/A	ND	PASS
1-Propanol	1.540 / 5.133		N/A	ND	
2-Propanol (Isopropyl Alcohol)	8.421 / 25.52	5000	N/A	ND	PASS

Continued on next page





## Residual Solvents Analysis

Continued

RESIDUAL SOLVENTS TEST RESULTS - 07/20/2022 continued ✓ PASS

COMPOUND	LOD/LOQ (µg/g)	ACTION LIMIT (µg/g)	MEASUREMENT UNCERTAINTY (µg/g)	RESULT (µg/g)	RESULT
1-Butanol	0.475 / 1.582		N/A	ND	
2-Butanol	7.248 / 24.16		N/A	ND	
1-Pentanol	1.461 / 4.869		N/A	ND	
Acetone	9.510 / 28.82	5000	N/A	ND	PASS
2-Butanone	0.169 / 0.564		N/A	ND	
Tetrahydrofuran	0.622 / 2.075		N/A	ND	
Ethyl Ether	0.197 / 0.658	5000	N/A	ND	PASS
Ethylene Glycol	3.803 / 12.68		N/A	ND	
2-Ethoxyethanol	1.235 / 4.118		N/A	ND	
1,2-Dimethoxyethane	2.116 / 7.052		N/A	ND	
1,4-Dioxane	0.468 / 1.558		N/A	ND	
Ethylene Oxide	0.253 / 0.844	1	N/A	ND	PASS
Ethyl Acetate	1.123 / 3.745	5000	N/A	ND	PASS
Isopropyl Acetate	0.347 / 1.158		N/A	ND	
Chloroform	0.251 / 0.838	1	N/A	ND	PASS
Dichloromethane (Methylene Chloride)	2.651 / 8.838	1	N/A	ND	PASS
Trichloroethylene	0.299 / 0.996	1	N/A	ND	PASS
1,2-Dichloroethane	0.162 / 0.541	1	N/A	ND	PASS
1,1-Dichloroethene	0.185 / 0.616		N/A	ND	
1,2-Dichloroethene	0.428 / 1.427		N/A	ND	
Sulfolane	47.66 / 158.9		N/A	ND	
Dimethyl Sulfoxide	6.168 / 20.56		N/A	ND	
Acetonitrile	1.595 / 4.833	410	N/A	ND	PASS
Pyridine	0.407 / 1.355		N/A	ND	
N,N-Dimethylacetamide	0.127 / 0.422		N/A	ND	
N,N-Dimethylformamide	0.946 / 3.153		N/A	ND	



## Heavy Metals Analysis

Heavy metal analysis utilizing inductively coupled plasma-mass spectrometry (ICP-MS).

**Method:** QSP 1160 - Analysis of Heavy Metals by ICP-MS

HEAVY METALS TEST RESULTS - 07/14/2022 ✓ PASS

COMPOUND	LOD/LOQ (µg/g)	ACTION LIMIT (µg/g)	MEASUREMENT UNCERTAINTY (µg/g)	RESULT (µg/g)	RESULT
Arsenic	0.02 / 0.1	1.5	±0.01	0.2	PASS
Cadmium	0.02 / 0.05	0.5	N/A	ND	PASS
Lead	0.04 / 0.1	0.5	±0.00	0.2	PASS
Mercury	0.002 / 0.01	3	N/A	ND	PASS





## Microbiology Analysis

### PCR AND PLATING

Analysis conducted by polymerase chain reaction (PCR) and fluorescence detection of microbiological contaminants.

**Method:** QSP 1221 - Analysis of Microbiological Contaminants

Exclusions<sup>1</sup> see last page

### MICROBIOLOGY TEST RESULTS (PCR) - 07/17/2022 ✓ PASS

COMPOUND	ACTION LIMIT (cfu/g)	RESULT (cfu/g)	RESULT
Shiga toxin-producing <i>Escherichia coli</i>	Not Detected in 25g	ND	PASS
<i>Salmonella</i> spp.	Not Detected in 25g	ND	PASS
<i>Aspergillus fumigatus</i>	Not Detected in 1g	ND	PASS
<i>Aspergillus flavus</i>	Not Detected in 1g	ND	PASS
<i>Aspergillus niger</i>	Not Detected in 1g	ND	PASS
<i>Aspergillus terreus</i>	Not Detected in 1g	ND	PASS
<i>Candida albicans</i>		ND	
<i>Campylobacter</i> spp.		ND	
<i>Yersinia</i> spp.		ND	
<i>Listeria monocytogenes</i>		ND	
<i>Pseudomonas aeruginosa</i>		ND	
Bile-Tolerant Gram-Negative Bacteria		ND	
<i>Staphylococcus aureus</i>		ND	

Analysis conducted by 3M™ Petrifilm™ and plate counts of microbiological contaminants.

**Method:** QSP 6794 - Plating with 3M™ Petrifilm™

### MICROBIOLOGY TEST RESULTS (PLATING) - 07/17/2022 DETECTED

COMPOUND	RESULT (cfu/g)
Total Aerobic Bacteria	5000.0
Total Yeast and Mold	ND
Total Enterobacteriaceae	ND
<i>Escherichia coli</i>	ND
Coliforms	ND



## Foreign Material Analysis

Visual analysis includes, but is not limited to, sand, soil, cinders, dirt, mold, hair, insect fragments, and mammalian excreta.

**Method:** QSP 1226 - Analysis of Foreign Material in Cannabis and Cannabis Products

### FOREIGN MATERIAL TEST RESULTS - 07/14/2022 ✓ PASS

COMPOUND	ACTION LIMIT	RESULT
Total Sample Area Covered by Sand, Soil, Cinders, or Dirt	>25%	PASS
Total Sample Area Covered by Mold	>25%	PASS
Total Sample Area Covered by an Imbedded Foreign Material	>25%	PASS
Insect Fragment Count	> 1 per 3 grams	PASS
Hair Count	> 1 per 3 grams	PASS
Mammalian Excreta Count	> 1 per 3 grams	PASS





## Water Activity Analysis

**Method:** QSP 1227 - Analysis of Water Activity in Cannabis and Cannabis Products

WATER ACTIVITY TEST RESULTS - 07/14/2022 ✓ PASS

COMPOUND	ACTION LIMIT (Aw)	MEASUREMENT UNCERTAINTY (Aw)	RESULT (Aw)	RESULT
Water Activity	0.85	±0.01483	0.3046	PASS

### NOTES

1. Exclusions: Action limit ignored/removed for Total Aerobic Bacteria and Total Yeast and Mold.

sc labs™



### SAMPLE NAME: Horchata

Infused, Hemp Infused

### CULTIVATOR / MANUFACTURER

Business Name:

License Number:

Address:

### DISTRIBUTOR / TESTED FOR

Business Name: Boldt Runners Corporation

License Number:

Address: 4665 West End Rd.  
Arcata CA 95521

### SAMPLE DETAIL

Batch Number: 1HC002

Sample ID: 220510N006

Date Collected: 05/10/2022

Date Received: 05/11/2022

Batch Size:

Sample Size: 8.0 grams

Unit Mass: 8.25 grams per Unit

Serving Size: 0.55 grams per Serving



Scan QR code to verify authenticity of results.

### CANNABINOID ANALYSIS - SUMMARY

CALCULATED USING DRY-WEIGHT

Total THC: **Not Detected**

Total CBD: **163.523 mg/unit**

Sum of Cannabinoids: **164.216 mg/unit**

Total Cannabinoids: **164.216 mg/unit**

Total THC/CBD is calculated using the following formulas to take into account the loss of a carboxyl group during the decarboxylation step:  
Total THC =  $\Delta^9$ -THC + (THCa (0.877))  
Total CBD = CBD + (CBDa (0.877))  
Sum of Cannabinoids =  $\Delta^9$ -THC + THCa + CBD + CBDa + CBG + CBGa + THCV + THCVa + CBC + CBCa + CBDV + CBDVa +  $\Delta^8$ -THC + CBL + CBN  
Total Cannabinoids = ( $\Delta^9$ -THC + 0.877\*THCa) + (CBD + 0.877\*CBDa) + (CBG + 0.877\*CBGa) + (THCV + 0.877\*THCVa) + (CBC + 0.877\*CBCa) + (CBDV + 0.877\*CBDVa) +  $\Delta^8$ -THC + CBL + CBN

Moisture: **3.7%**

### TERPENOID ANALYSIS - SUMMARY

39 TESTED, TOP 3 HIGHLIGHTED

Total Terpenoids: **ND**

### SAFETY ANALYSIS - SUMMARY

Pesticides: **✓PASS**

Heavy Metals: **✓PASS**

Foreign Material: **✓PASS**

Mycotoxins: **✓PASS**

Microbiology (PCR): **✓PASS**

Water Activity: **✓PASS**

Residual Solvents: **✓PASS**

Microbiology (Plating): **✓PASS**

For quality assurance purposes. Not a Regulatory Hemp Lab Test Report. These results relate only to the sample included on this report. This report shall not be reproduced, except in full, without written approval of the laboratory.

**Sample Certification:** Action Limits used in this report are a compilation of guidance from state regulatory agencies in all states except Alaska. Action limits for required tests are the lower of any conflicting state regulations.

**Decision Rule:** Statements of conformity (e.g. Pass/Fail) to specifications are made in this report without taking measurement uncertainty into account. Where statements of conformity are made in this report, the following decision rules are applied: PASS - Results within limits/specifications, FAIL - Results exceed limits/specifications.

**References:** limit of detection (LOD), limit of quantification (LOQ), not detected (ND), not tested (NT), too numerous to count >250 cfu/plate (TNTC), colony-forming unit (cfu)

  
Approved by: Josh Wurzer, President  
Date: 05/17/2022





## Cannabinoid Analysis

Tested by high-performance liquid chromatography with diode-array detection (HPLC-DAD). Calculated using Dry-Weight.

**Method:** QSP 1157 - Analysis of Cannabinoids by HPLC-DAD

### TOTAL THC: **Not Detected**

Total THC ( $\Delta^9$ -THC+0.877\*THCa)

### TOTAL CBD: **163.523 mg/unit**

Total CBD (CBD+0.877\*CBDa)

### TOTAL CANNABINOIDS: **164.216 mg/unit**

Total Cannabinoids (Total THC) + (Total CBD) + (Total CBG) + (Total THCV) + (Total CBC) + (Total CBDV) +  $\Delta^8$ -THC + CBL + CBN

### TOTAL CBG: **ND**

Total CBG (CBG+0.877\*CBGa)

### TOTAL THCV: **ND**

Total THCV (THCV+0.877\*THCVa)

### TOTAL CBC: **ND**

Total CBC (CBC+0.877\*CBCa)

### TOTAL CBDV: **0.693 mg/unit**

Total CBDV (CBDV+0.877\*CBDVa)

## CANNABINOID TEST RESULTS - 05/12/2022

COMPOUND	LOD/LOQ (mg/g)	MEASUREMENT UNCERTAINTY (mg/g)	RESULT (mg/g)	RESULT (%)
CBD	0.004 / 0.011	±0.7393	19.821	1.9821
CBDV	0.002 / 0.012	±0.0034	0.084	0.0084
$\Delta^9$ -THC	0.002 / 0.014	N/A	ND	ND
$\Delta^8$ -THC	0.01 / 0.02	N/A	ND	ND
THCa	0.001 / 0.005	N/A	ND	ND
THCV	0.002 / 0.012	N/A	ND	ND
THCVa	0.002 / 0.019	N/A	ND	ND
CBDa	0.001 / 0.026	N/A	ND	ND
CBDVa	0.001 / 0.018	N/A	ND	ND
CBG	0.002 / 0.006	N/A	ND	ND
CBGa	0.002 / 0.007	N/A	ND	ND
CBL	0.003 / 0.010	N/A	ND	ND
CBN	0.001 / 0.007	N/A	ND	ND
CBC	0.003 / 0.010	N/A	ND	ND
CBCa	0.001 / 0.015	N/A	ND	ND
SUM OF CANNABINOIDS			19.905 mg/g	1.9905%

## Unit Mass: 8.25 grams per Unit / Serving Size: 0.55 grams per Serving

$\Delta^9$ -THC per Unit	ND
$\Delta^9$ -THC per Serving	ND
Total THC per Unit	ND
Total THC per Serving	ND
CBD per Unit	163.523 mg/unit
CBD per Serving	10.902 mg/serving
Total CBD per Unit	163.523 mg/unit
Total CBD per Serving	10.902 mg/serving
Sum of Cannabinoids per Unit	164.216 mg/unit
Sum of Cannabinoids per Serving	10.948 mg/serving
Total Cannabinoids per Unit	164.216 mg/unit
Total Cannabinoids per Serving	10.948 mg/serving

## MOISTURE TEST RESULT

3.7%

Tested 05/11/2022

**Method:** QSP 1224 - Loss on Drying (Moisture)





## Terpenoid Analysis

Terpene analysis utilizing gas chromatography-flame ionization detection (GC-FID).

**Method:** QSP 1192 - Analysis of Terpenoids by GC-FID

### TERPENOID TEST RESULTS - 05/12/2022

COMPOUND	LOD/LOQ (mg/g)	MEASUREMENT UNCERTAINTY (mg/g)	RESULT (mg/g)	RESULT (%)
$\alpha$ -Pinene	0.005 / 0.017	N/A	ND	ND
Camphene	0.005 / 0.015	N/A	ND	ND
Sabinene	0.004 / 0.014	N/A	ND	ND
$\beta$ -Pinene	0.004 / 0.014	N/A	ND	ND
Myrcene	0.008 / 0.025	N/A	ND	ND
$\alpha$ -Phellandrene	0.006 / 0.020	N/A	ND	ND
$\Delta^3$ -Carene	0.005 / 0.018	N/A	ND	ND
$\alpha$ -Terpinene	0.005 / 0.017	N/A	ND	ND
p-Cymene	0.005 / 0.016	N/A	ND	ND
Limonene	0.005 / 0.016	N/A	ND	ND
Eucalyptol	0.006 / 0.018	N/A	ND	ND
$\beta$ -Ocimene	0.006 / 0.020	N/A	ND	ND
$\gamma$ -Terpinene	0.006 / 0.018	N/A	ND	ND
Sabinene Hydrate	0.006 / 0.022	N/A	ND	ND
Fenchone	0.009 / 0.028	N/A	ND	ND
Terpinolene	0.008 / 0.026	N/A	ND	ND
Linalool	0.009 / 0.032	N/A	ND	ND
Fenchol	0.010 / 0.034	N/A	ND	ND
Isopulegol	0.005 / 0.016	N/A	ND	ND
Camphor	0.006 / 0.019	N/A	ND	ND
Isoborneol	0.004 / 0.012	N/A	ND	ND
Borneol	0.005 / 0.016	N/A	ND	ND
Menthol	0.008 / 0.025	N/A	ND	ND
Terpineol	0.009 / 0.031	N/A	ND	ND
Nerol	0.003 / 0.011	N/A	ND	ND
Citronellol	0.003 / 0.010	N/A	ND	ND
Pulegone	0.003 / 0.011	N/A	ND	ND
Geraniol	0.002 / 0.007	N/A	ND	ND
Geranyl Acetate	0.004 / 0.014	N/A	ND	ND
$\alpha$ -Cedrene	0.005 / 0.016	N/A	ND	ND
$\beta$ -Caryophyllene	0.004 / 0.012	N/A	ND	ND
trans- $\beta$ -Farnesene	0.008 / 0.025	N/A	ND	ND
$\alpha$ -Humulene	0.009 / 0.029	N/A	ND	ND
Valencene	0.009 / 0.030	N/A	ND	ND
Nerolidol	0.006 / 0.019	N/A	ND	ND
Caryophyllene Oxide	0.010 / 0.033	N/A	ND	ND
Guaiol	0.009 / 0.030	N/A	ND	ND
Cedrol	0.008 / 0.027	N/A	ND	ND
$\alpha$ -Bisabolol	0.008 / 0.026	N/A	ND	ND
<b>TOTAL TERPENOIDS</b>			ND	ND





## Pesticide Analysis

Pesticide and plant growth regulator analysis utilizing high-performance liquid chromatography-mass spectrometry (HPLC-MS) or gas chromatography-mass spectrometry (GC-MS).

\*GC-MS utilized where indicated.

**Method:** QSP 1212 - Analysis of Pesticides and Mycotoxins by LC-MS or QSP 1213 - Analysis of Pesticides by GC-MS

### PESTICIDE TEST RESULTS - 05/12/2022 ✓ PASS

COMPOUND	LOD/LOQ (µg/g)	ACTION LIMIT (µg/g)	MEASUREMENT UNCERTAINTY (µg/g)	RESULT (µg/g)	RESULT
Abamectin	0.032 / 0.097	0.07	N/A	ND	PASS
Acephate	0.006 / 0.018	0.05	N/A	ND	PASS
Acequinocyl	0.009 / 0.027	0.03	N/A	ND	PASS
Acetamiprid	0.016 / 0.049	0.05	N/A	ND	PASS
Aldicarb	0.030 / 0.090	0.1	N/A	ND	PASS
Allethrin	0.030 / 0.092	0.1	N/A	ND	PASS
Atrazine	0.006 / 0.019	0.025	N/A	ND	PASS
Azadirachtin	0.082 / 0.248	0.5	N/A	ND	PASS
Azoxystrobin	0.003 / 0.009	0.01	N/A	ND	PASS
Benzovindiflupyr	0.003 / 0.009	0.01	N/A	ND	PASS
Bifenazate	0.003 / 0.009	0.01	N/A	ND	PASS
Bifenthrin	0.021 / 0.064	0.2	N/A	ND	PASS
Boscalid	0.003 / 0.009	0.01	N/A	ND	PASS
Buprofezin	0.006 / 0.019	0.02	N/A	ND	PASS
Captan	0.045 / 0.135	3	N/A	ND	PASS
Carbaryl	0.007 / 0.020	0.025	N/A	ND	PASS
Carbofuran	0.003 / 0.008	0.01	N/A	ND	PASS
Chlorantraniliprole	0.006 / 0.018	0.02	N/A	ND	PASS
Chlordane*	0.010 / 0.032	0.1	N/A	ND	PASS
Chlorfenapyr*	0.005 / 0.015	0.1	N/A	ND	PASS
Chlormequat chloride	0.022 / 0.066	3	N/A	ND	PASS
Chlorpyrifos	0.013 / 0.039	0.04	N/A	ND	PASS
Clofentezine	0.003 / 0.009	0.01	N/A	ND	PASS
Clothianidin	0.008 / 0.025	0.025	N/A	ND	PASS
Coumaphos	0.003 / 0.010	0.01	N/A	ND	PASS
Cyantraniliprole	0.003 / 0.010	0.01	N/A	ND	PASS
Cyfluthrin	0.052 / 0.159	0.1	N/A	ND	PASS
Cypermethrin	0.051 / 0.153	0.3	N/A	ND	PASS
Cyprodinil	0.003 / 0.008	0.01	N/A	ND	PASS
Daminozide	0.026 / 0.077	0.1	N/A	ND	PASS
Deltamethrin	0.059 / 0.180	0.5	N/A	ND	PASS
Diazinon	0.006 / 0.017	0.02	N/A	ND	PASS
Dichlorvos (DDVP)	0.012 / 0.038	0.1	N/A	ND	PASS
Dimethoate	0.003 / 0.009	0.1	N/A	ND	PASS
Dimethomorph	0.016 / 0.050	0.05	N/A	ND	PASS
Dinotefuran	0.010 / 0.030	0.05	N/A	ND	PASS
Diuron	0.013 / 0.040	0.125	N/A	ND	PASS
Dodemorph	0.012 / 0.035	0.05	N/A	ND	PASS
Endosulfan sulfate	0.016 / 0.048	0.05	N/A	ND	PASS
Endosulfan-α*	0.004 / 0.014	0.2	N/A	ND	PASS
Endosulfan-β*	0.006 / 0.019	0.05	N/A	ND	PASS

Continued on next page




**Pesticide Analysis** *Continued*

PESTICIDE TEST RESULTS - 05/12/2022 *continued* ✔ PASS

COMPOUND	LOD/LOQ (µg/g)	ACTION LIMIT (µg/g)	MEASUREMENT UNCERTAINTY (µg/g)	RESULT (µg/g)	RESULT
Ethoprophos	0.003 / 0.009	0.01	N/A	ND	PASS
Etofenprox	0.014 / 0.042	0.05	N/A	ND	PASS
Etoxazole	0.007 / 0.020	0.01	N/A	ND	PASS
Etridiazole*	0.002 / 0.005	0.03	N/A	ND	PASS
Fenhexamid	0.003 / 0.008	0.125	N/A	ND	PASS
Fenoxycarb	0.003 / 0.010	0.01	N/A	ND	PASS
Fenpyroximate	0.007 / 0.020	0.2	N/A	ND	PASS
Fensulfothion	0.003 / 0.010	0.01	N/A	ND	PASS
Fenthion	0.003 / 0.010	0.01	N/A	ND	PASS
Fenvalerate	0.033 / 0.099	0.1	N/A	ND	PASS
Fipronil	0.003 / 0.010	0.01	N/A	ND	PASS
Flonicamid	0.007 / 0.022	0.025	N/A	ND	PASS
Fludioxonil	0.003 / 0.010	0.01	N/A	ND	PASS
Fluopyram	0.003 / 0.009	0.01	N/A	ND	PASS
Hexythiazox	0.003 / 0.010	0.01	N/A	ND	PASS
Imazalil	0.003 / 0.009	0.01	N/A	ND	PASS
Imidacloprid	0.003 / 0.010	0.01	N/A	ND	PASS
Iprodione	0.077 / 0.233	0.5	N/A	ND	PASS
Kinoprene	0.077 / 0.233	0.5	N/A	ND	PASS
Kresoxim-methyl	0.006 / 0.019	0.02	N/A	ND	PASS
λ-Cyhalothrin	0.068 / 0.206	0.25	N/A	ND	PASS
Malathion	0.003 / 0.009	0.02	N/A	ND	PASS
Metalaxyl	0.003 / 0.010	0.02	N/A	ND	PASS
Methiocarb	0.003 / 0.008	0.02	N/A	ND	PASS
Methomyl	0.008 / 0.025	0.05	N/A	ND	PASS
Methoprene	0.172 / 0.521	2	N/A	ND	PASS
Mevinphos	0.008 / 0.024	0.025	N/A	ND	PASS
MGK-264	0.015 / 0.047	0.05	N/A	ND	PASS
Myclobutanil	0.003 / 0.009	0.01	N/A	ND	PASS
Naled	0.021 / 0.064	0.1	N/A	ND	PASS
Novaluron	0.002 / 0.005	0.025	N/A	ND	PASS
Oxamyl	0.017 / 0.051	0.5	N/A	ND	PASS
Paclobutrazol	0.003 / 0.010	0.01	N/A	ND	PASS
Parathion-methyl	0.016 / 0.050	0.05	N/A	ND	PASS
Pentachloronitrobenzene*	0.004 / 0.012	0.02	N/A	ND	PASS
Permethrin	0.056 / 0.168	0.04	N/A	ND	PASS
Phenothrin	0.016 / 0.047	0.05	N/A	ND	PASS
Phosmet	0.007 / 0.020	0.02	N/A	ND	PASS
Piperonyl Butoxide	0.010 / 0.029	0.2	N/A	ND	PASS
Pirimicarb	0.003 / 0.009	0.01	N/A	ND	PASS
Prallethrin	0.015 / 0.046	0.05	N/A	ND	PASS

Continued on next page




**Pesticide Analysis** *Continued*

PESTICIDE TEST RESULTS - 05/12/2022 *continued* ✔ PASS

COMPOUND	LOD/LOQ (µg/g)	ACTION LIMIT (µg/g)	MEASUREMENT UNCERTAINTY (µg/g)	RESULT (µg/g)	RESULT
Propiconazole	0.027 / 0.080	0.1	N/A	ND	PASS
Propoxur	0.003 / 0.008	0.01	N/A	ND	PASS
Pyraclostrobin	0.003 / 0.010	0.01	N/A	ND	PASS
Pyrethrins	0.016 / 0.049	0.05	N/A	ND	PASS
Pyridaben	0.005 / 0.017	0.02	N/A	ND	PASS
Pyriproxyfen	0.003 / 0.009	0.01	N/A	ND	PASS
Resmethrin	0.013 / 0.039	0.05	N/A	ND	PASS
Spinetoram	0.003 / 0.010	0.01	N/A	ND	PASS
Spinosad	0.003 / 0.010	0.01	N/A	ND	PASS
Spirodiclofen	0.031 / 0.093	0.25	N/A	ND	PASS
Spiromesifen	0.016 / 0.050	0.03	N/A	ND	PASS
Spirotetramat	0.003 / 0.010	0.01	N/A	ND	PASS
Spiroxamine	0.020 / 0.062	0.1	N/A	ND	PASS
Tebuconazole	0.003 / 0.010	0.01	N/A	ND	PASS
Tebufenozide	0.003 / 0.008	0.01	N/A	ND	PASS
Teflubenzuron	0.007 / 0.022	0.025	N/A	ND	PASS
Tetrachlorvinphos	0.003 / 0.008	0.01	N/A	ND	PASS
Tetramethrin	0.021 / 0.063	0.1	N/A	ND	PASS
Thiabendazole	0.006 / 0.020	0.02	N/A	ND	PASS
Thiacloprid	0.003 / 0.009	0.01	N/A	ND	PASS
Thiamethoxam	0.003 / 0.010	0.01	N/A	ND	PASS
Thiophanate-methyl	0.013 / 0.040	0.05	N/A	ND	PASS
Trifloxystrobin	0.003 / 0.009	0.02	N/A	ND	PASS


**Mycotoxin Analysis**

Mycotoxin analysis utilizing high-performance liquid chromatography-mass spectrometry (HPLC-MS).

**Method:** QSP 1212 - Analysis of Pesticides and Mycotoxins by LC-MS

MYCOTOXIN TEST RESULTS - 05/12/2022 ✔ PASS

COMPOUND	LOD/LOQ (µg/kg)	ACTION LIMIT (µg/kg)	MEASUREMENT UNCERTAINTY (µg/kg)	RESULT (µg/kg)	RESULT
Aflatoxin B1	1.6 / 5.0	5	N/A	ND	PASS
Aflatoxin B2	1.4 / 4.1	20	N/A	ND	PASS
Aflatoxin G1	1.6 / 4.9	20	N/A	ND	PASS
Aflatoxin G2	1.6 / 5.0	20	N/A	ND	PASS
Total Aflatoxin		20		ND	PASS
Ochratoxin A	1.6 / 5.0	5	N/A	ND	PASS





## Residual Solvents Analysis

Residual Solvent analysis utilizing gas chromatography-mass spectrometry (GC-MS).

**Method:** QSP 1204 - Analysis of Residual Solvents by GC-MS

**Total Butanes** = n-Butane + 2-Methylpropane (Isobutane)

**Total Pentanes** = n-Pentane + 2-Methylbutane (Isopentane)

**Total Hexanes** = n-Hexane + 2,2-Dimethylbutane (Neohexane) + 2,3-Dimethylbutane / 2-Methylpentane (Isohexane) + 3-Methylpentane

**Total Heptanes** = 2,2-Dimethylpentane (Neohexane) + 2,3-Dimethylpentane + 2,4-Dimethylpentane + 3,3-Dimethylpentane + 2,2,3-Trimethylbutane (Triptane) + 2-Methylhexane (Isoheptane) + 3-Methylhexane + 3-Ethylpentane + n-Heptane

**Total Xylenes** = 1,2-Dimethylbenzene (o-Xylene) + 1,3-Dimethylbenzene (m-Xylene) / 1,4-Dimethylbenzene (p-Xylene) + Ethylbenzene

## RESIDUAL SOLVENTS TEST RESULTS - 05/12/2022 ✓ PASS

COMPOUND	LOD/LOQ (µg/g)	ACTION LIMIT (µg/g)	MEASUREMENT UNCERTAINTY (µg/g)	RESULT (µg/g)	RESULT
Propane	0.234 / 0.781	500	N/A	ND	PASS
2-Methylpropane (Isobutane)	0.052 / 0.173	5000	N/A	ND	PASS
n-Butane	0.019 / 0.063	2000	N/A	ND	PASS
Total Butanes		500		ND	PASS
2-Methylbutane (Isopentane)	0.310 / 1.035	5000	N/A	ND	PASS
2,2-Dimethylpropane (Neopentane)	0.035 / 0.117		N/A	ND	
n-Pentane	0.310 / 1.033	1000	N/A	ND	PASS
Total Pentanes		500		ND	PASS
2,2-Dimethylbutane (Neohexane)	9.831 / 32.77	290	N/A	ND	PASS
2,3-Dimethylbutane / 2-Methylpentane	0.381 / 1.271	290	N/A	ND	PASS
3-Methylpentane	0.109 / 0.365	290	N/A	ND	PASS
n-Hexane	0.110 / 0.366	0	N/A	ND	PASS
Total Hexanes		290		ND	PASS
Cyclohexane	0.357 / 1.190	500	N/A	ND	PASS
2,2-Dimethylpentane (Neohexane)	0.493 / 1.642		N/A	ND	
2,3-Dimethylpentane	1.009 / 3.365		N/A	ND	
2,4-Dimethylpentane	0.737 / 2.458		N/A	ND	
3,3-Dimethylpentane	0.198 / 0.660		N/A	ND	
2,2,3-Trimethylbutane (Triptane)	0.521 / 1.738		N/A	ND	
2-Methylhexane (Isoheptane)	0.610 / 2.034		N/A	ND	
3-Methylhexane	0.235 / 0.785		N/A	ND	
3-Ethylpentane	0.304 / 1.012		N/A	ND	
n-Heptane	13.12 / 43.72	500	N/A	ND	PASS
Total Heptanes		1000		ND	PASS
Cycloheptane	0.597 / 1.989		N/A	ND	
Benzene	0.089 / 0.295	0	N/A	ND	PASS
Toluene	0.115 / 0.382	0	N/A	ND	PASS
Cumene	0.180 / 0.600	70	N/A	ND	PASS
1,3-Dimethylbenzene / 1,4-Dimethylbenzene	0.451 / 1.502	2170	N/A	ND	PASS
1,2-Dimethylbenzene (o-Xylene)	0.387 / 1.289	2170	N/A	ND	PASS
Ethylbenzene	0.370 / 1.233	2170	N/A	ND	PASS
Total Xylenes		217		ND	PASS
Methanol	5.534 / 16.77	500	N/A	<LOQ	PASS
Ethanol	8.984 / 27.23	1000	N/A	ND	PASS
1-Propanol	1.540 / 5.133	5000	N/A	ND	PASS
2-Propanol (Isopropyl Alcohol)	8.421 / 25.52	500	N/A	ND	PASS

Continued on next page





## Residual Solvents Analysis

Continued

RESIDUAL SOLVENTS TEST RESULTS - 05/12/2022 *continued* ✔ PASS

COMPOUND	LOD/LOQ (µg/g)	ACTION LIMIT (µg/g)	MEASUREMENT UNCERTAINTY (µg/g)	RESULT (µg/g)	RESULT
1-Butanol	0.475 / 1.582	5000	N/A	ND	PASS
2-Butanol	7.248 / 24.16	5000	N/A	ND	PASS
1-Pentanol	1.461 / 4.869	5000	N/A	ND	PASS
Acetone	9.510 / 28.82	5000	N/A	ND	PASS
2-Butanone	0.169 / 0.564	5000	N/A	ND	PASS
Tetrahydrofuran	0.622 / 2.075	720	N/A	ND	PASS
Ethyl Ether	0.197 / 0.658	5000	N/A	ND	PASS
Ethylene Glycol	3.803 / 12.68	620	N/A	ND	PASS
2-Ethoxyethanol	1.235 / 4.118	160	N/A	ND	PASS
1,2-Dimethoxyethane	2.116 / 7.052	100	N/A	ND	PASS
1,4-Dioxane	0.468 / 1.558	380	N/A	ND	PASS
Ethylene Oxide	0.253 / 0.844	5	N/A	ND	PASS
Ethyl Acetate	1.123 / 3.745	1000	N/A	ND	PASS
Isopropyl Acetate	0.347 / 1.158	5000	N/A	ND	PASS
Chloroform	0.251 / 0.838	1	N/A	ND	PASS
Dichloromethane (Methylene Chloride)	2.651 / 8.838	600	N/A	ND	PASS
Trichloroethylene	0.299 / 0.996	80	N/A	ND	PASS
1,2-Dichloroethane	0.162 / 0.541	5	N/A	ND	PASS
1,1-Dichloroethene	0.185 / 0.616	8	N/A	ND	PASS
1,2-Dichloroethene	0.428 / 1.427	5	N/A	ND	PASS
Sulfolane	47.66 / 158.9	160	N/A	ND	PASS
Dimethyl Sulfoxide	6.168 / 20.56	5000	N/A	ND	PASS
Acetonitrile	1.595 / 4.833	410	N/A	ND	PASS
Pyridine	0.407 / 1.355	100	N/A	ND	PASS
N,N-Dimethylacetamide	0.127 / 0.422	1090	N/A	ND	PASS
N,N-Dimethylformamide	0.946 / 3.153	880	N/A	ND	PASS



## Heavy Metals Analysis

Heavy metal analysis utilizing inductively coupled plasma-mass spectrometry (ICP-MS).

**Method:** QSP 1160 - Analysis of Heavy Metals by ICP-MS

HEAVY METALS TEST RESULTS - 05/11/2022 ✔ PASS

COMPOUND	LOD/LOQ (µg/g)	ACTION LIMIT (µg/g)	MEASUREMENT UNCERTAINTY (µg/g)	RESULT (µg/g)	RESULT
Arsenic	0.02 / 0.1	0.42	N/A	<LOQ	PASS
Cadmium	0.02 / 0.05	0.27	N/A	ND	PASS
Lead	0.04 / 0.1	0.5	±0.00	0.2	PASS
Mercury	0.002 / 0.01	0.4	N/A	ND	PASS





## Microbiology Analysis

### PCR AND PLATING

Analysis conducted by polymerase chain reaction (PCR) and fluorescence detection of microbiological contaminants.

**Method:** QSP 1221 - Analysis of Microbiological Contaminants

### MICROBIOLOGY TEST RESULTS (PCR) - 05/14/2022 ✓ PASS

COMPOUND	ACTION LIMIT (cfu/g)	RESULT (cfu/g)	RESULT
Shiga toxin-producing <i>Escherichia coli</i>	Not Detected in 25g	ND	PASS
<i>Salmonella</i> spp.	Not Detected in 25g	ND	PASS
<i>Aspergillus fumigatus</i>	Not Detected in 1g	ND	PASS
<i>Aspergillus flavus</i>	Not Detected in 1g	ND	PASS
<i>Aspergillus niger</i>	Not Detected in 1g	ND	PASS
<i>Aspergillus terreus</i>	Not Detected in 1g	ND	PASS
<i>Candida albicans</i>	Not Detected in 1g	ND	PASS
<i>Campylobacter</i> spp.	Not Detected in 1g	ND	PASS
<i>Yersinia</i> spp.	Not Detected in 1g	ND	PASS
<i>Listeria monocytogenes</i>	Not Detected in 1g	ND	PASS
<i>Pseudomonas aeruginosa</i>	Not Detected in 1g	ND	PASS
Bile-Tolerant Gram-Negative Bacteria	100	ND	PASS
<i>Staphylococcus aureus</i>	Not Detected in 1g	ND	PASS

Analysis conducted by 3M™ Petrifilm™ and plate counts of microbiological contaminants.

**Method:** QSP 6794 - Plating with 3M™ Petrifilm™

### MICROBIOLOGY TEST RESULTS (PLATING) - 05/14/2022 ✓ PASS

COMPOUND	ACTION LIMIT (cfu/g)	RESULT (cfu/g)	RESULT
Total Aerobic Bacteria		TNTC	
Total Yeast and Mold	10	ND	PASS
Total Enterobacteriaceae	1000	ND	PASS
<i>Escherichia coli</i>	Not Detected in 10g	ND	PASS
Coliforms	100	ND	PASS



## Foreign Material Analysis

Visual analysis includes, but is not limited to, sand, soil, cinders, dirt, mold, hair, insect fragments, and mammalian excreta.

**Method:** QSP 1226 - Analysis of Foreign Material in Cannabis and Cannabis Products

### FOREIGN MATERIAL TEST RESULTS - 05/11/2022 ✓ PASS

COMPOUND	ACTION LIMIT	RESULT
Total Sample Area Covered by Sand, Soil, Cinders, or Dirt	>25%	PASS
Total Sample Area Covered by Mold	>25%	PASS
Total Sample Area Covered by an Imbedded Foreign Material	>25%	PASS
Insect Fragment Count	> 1 per 3 grams	PASS
Hair Count	> 1 per 3 grams	PASS
Mammalian Excreta Count	> 1 per 3 grams	PASS





## Water Activity Analysis

**Method:** QSP 1227 - Analysis of Water Activity in Cannabis and Cannabis Products

WATER ACTIVITY TEST RESULTS - 05/11/2022 ✓ PASS

COMPOUND	ACTION LIMIT (Aw)	MEASUREMENT UNCERTAINTY (Aw)	RESULT (Aw)	RESULT
Water Activity	0.86	±0.01352	0.2777	PASS

### NOTES

CoA amended Update: Order Details-Action Limit

sc labs™



### SAMPLE NAME: Cannadips CBD - Mint

Infused, Non-Inhalable

### CULTIVATOR / MANUFACTURER

Business Name:

License Number:

Address:

### DISTRIBUTOR / TESTED FOR

Business Name: Boldt Runners Corporation

License Number:

Address: 4665 West End Rd.  
Arcata CA 95521

### SAMPLE DETAIL

Batch Number: 1MT015

Sample ID: 220707N008

Date Collected: 07/07/2022

Date Received: 07/08/2022

Batch Size:

Sample Size: 1.0 grams

Unit Mass:

Serving Size: 0.55 grams per Serving



Scan QR code to verify authenticity of results.

### CANNABINOID ANALYSIS - SUMMARY

CALCULATED USING DRY-WEIGHT

Total THC: **Not Detected**

Total CBD: **20.144 mg/g**

Sum of Cannabinoids: **20.144 mg/g**

Total Cannabinoids: **20.144 mg/g**

Total THC/CBD is calculated using the following formulas to take into account the loss of a carboxyl group during the decarboxylation step:

Total THC =  $\Delta^9\text{-THC} + (\text{THCa} \times 0.877)$

Total CBD =  $\text{CBD} + (\text{CBDa} \times 0.877)$

Sum of Cannabinoids =  $\Delta^9\text{-THC} + \text{THCa} + \text{CBD} + \text{CBDa} + \text{CBG} + \text{CBGa} + \text{THCV} + \text{THCVa} + \text{CBC} + \text{CBCa} + \text{CBDV} + \text{CBDVa} + \Delta^8\text{-THC} + \text{CBL} + \text{CBN}$

Total Cannabinoids =  $(\Delta^9\text{-THC} + 0.877 \times \text{THCa}) + (\text{CBD} + 0.877 \times \text{CBDa}) + (\text{CBG} + 0.877 \times \text{CBGa}) + (\text{THCV} + 0.877 \times \text{THCVa}) + (\text{CBC} + 0.877 \times \text{CBCa}) + (\text{CBDV} + 0.877 \times \text{CBDVa}) + \Delta^8\text{-THC} + \text{CBL} + \text{CBN}$

Moisture: **9.0%**

### SAFETY ANALYSIS - SUMMARY

Pesticides: **✓PASS**

Heavy Metals: **✓PASS**

Foreign Material: **✓PASS**

Mycotoxins: **✓PASS**

Microbiology (PCR): **✓PASS**

Water Activity: **✓PASS**

Residual Solvents: **✓PASS**

Microbiology (Plating): **DETECTED**

For quality assurance purposes. Not a Regulatory Hemp Lab Test Report. These results relate only to the sample included on this report. This report shall not be reproduced, except in full, without written approval of the laboratory.

**Sample Certification:** California Code of Regulations Title 16 Effect Date January 16, 2019. Authority: Section 26013, Business and Professions Code. Reference: Sections 26100, 26104 and 26110, Business and Professions Code.

**Decision Rule:** Statements of conformity (e.g. Pass/Fail) to specifications are made in this report without taking measurement uncertainty into account. Where statements of conformity are made in this report, the following decision rules are applied: PASS - Results within limits/specifications, FAIL - Results exceed limits/specifications.

**References:** limit of detection (LOD), limit of quantification (LOQ), not detected (ND), not tested (NT), too numerous to count >250 cfu/plate (TNTC), colony-forming unit (cfu)

LQC verified by: *Carmen Stackhouse* Approved by: *Josh Wurzer*, President  
Date: 07/11/2022 Date: 07/11/2022





## Cannabinoid Analysis

Tested by high-performance liquid chromatography with diode-array detection (HPLC-DAD). Calculated using Dry-Weight.

**Method:** QSP 1157 - Analysis of Cannabinoids by HPLC-DAD

### TOTAL THC: **Not Detected**

Total THC ( $\Delta^9$ -THC +  $0.877 \times \text{THCa}$ )

### TOTAL CBD: **20.144 mg/g**

Total CBD (CBD +  $0.877 \times \text{CBDa}$ )

### TOTAL CANNABINOIDS: **20.144 mg/g**

Total Cannabinoids (Total THC) + (Total CBD) + (Total CBG) + (Total THCV) + (Total CBC) + (Total CBDV) +  $\Delta^8$ -THC + CBL + CBN

### TOTAL CBG: **ND**

Total CBG (CBG +  $0.877 \times \text{CBGa}$ )

### TOTAL THCV: **ND**

Total THCV (THCV +  $0.877 \times \text{THCVa}$ )

### TOTAL CBC: **ND**

Total CBC (CBC +  $0.877 \times \text{CBCa}$ )

### TOTAL CBDV: **ND**

Total CBDV (CBDV +  $0.877 \times \text{CBDVa}$ )

## CANNABINOID TEST RESULTS - 07/09/2022

COMPOUND	LOD/LOQ (mg/g)	MEASUREMENT UNCERTAINTY (mg/g)	RESULT (mg/g)	RESULT (%)
CBD	0.004 / 0.011	$\pm 0.7514$	20.144	2.0144
$\Delta^9$ -THC	0.002 / 0.014	N/A	ND	ND
$\Delta^8$ -THC	0.01 / 0.02	N/A	ND	ND
THCa	0.001 / 0.005	N/A	ND	ND
THCV	0.002 / 0.012	N/A	ND	ND
THCVa	0.002 / 0.019	N/A	ND	ND
CBDa	0.001 / 0.026	N/A	ND	ND
CBDV	0.002 / 0.012	N/A	ND	ND
CBDVa	0.001 / 0.018	N/A	ND	ND
CBG	0.002 / 0.006	N/A	ND	ND
CBGa	0.002 / 0.007	N/A	ND	ND
CBL	0.003 / 0.010	N/A	ND	ND
CBN	0.001 / 0.007	N/A	ND	ND
CBC	0.003 / 0.010	N/A	ND	ND
CBCa	0.001 / 0.015	N/A	ND	ND
SUM OF CANNABINOIDS			20.144 mg/g	2.0144%

## Serving Size: 0.55 grams per Serving

$\Delta^9$ -THC per Serving	ND
Total THC per Serving	ND
CBD per Serving	11.079 mg/serving
Total CBD per Serving	11.079 mg/serving
Sum of Cannabinoids per Serving	11.079 mg/serving
Total Cannabinoids per Serving	11.079 mg/serving

## MOISTURE TEST RESULT

9.0%

Tested 07/09/2022

**Method:** QSP 1224 - Loss on Drying (Moisture)





## Pesticide Analysis

Pesticide and plant growth regulator analysis utilizing high-performance liquid chromatography-mass spectrometry (HPLC-MS) or gas chromatography-mass spectrometry (GC-MS).

\*GC-MS utilized where indicated.

**Method:** QSP 1212 - Analysis of Pesticides and Mycotoxins by LC-MS or QSP 1213 - Analysis of Pesticides by GC-MS

### PESTICIDE TEST RESULTS - 07/11/2022 ✓ PASS

COMPOUND	LOD/LOQ (µg/g)	ACTION LIMIT (µg/g)	MEASUREMENT UNCERTAINTY (µg/g)	RESULT (µg/g)	RESULT
Abamectin	0.032 / 0.097	0.3	N/A	ND	PASS
Acephate	0.006 / 0.018	5	N/A	ND	PASS
Acequinocyl	0.009 / 0.027	4	N/A	ND	PASS
Acetamiprid	0.016 / 0.049	5	N/A	ND	PASS
Aldicarb	0.030 / 0.090	≥ LOD	N/A	ND	PASS
Allethrin	0.030 / 0.092		N/A	ND	
Atrazine	0.006 / 0.019		N/A	ND	
Azadirachtin	0.082 / 0.248		N/A	ND	
Azoxystrobin	0.003 / 0.009	40	N/A	ND	PASS
Benzovindiflupyr	0.003 / 0.009		N/A	ND	
Bifenazate	0.003 / 0.009	5	N/A	ND	PASS
Bifenthrin	0.021 / 0.064	0.5	N/A	ND	PASS
Boscalid	0.003 / 0.009	10	N/A	ND	PASS
Buprofezin	0.006 / 0.019		N/A	ND	
Captan	0.045 / 0.135	5	N/A	ND	PASS
Carbaryl	0.007 / 0.020	0.5	N/A	ND	PASS
Carbofuran	0.003 / 0.008	≥ LOD	N/A	ND	PASS
Chlorantraniliprole	0.006 / 0.018	40	N/A	ND	PASS
Chlordane*	0.010 / 0.032	≥ LOD	N/A	ND	PASS
Chlorfenapyr*	0.005 / 0.015	≥ LOD	N/A	ND	PASS
Chlormequat chloride	0.022 / 0.066		N/A	ND	
Chlorpyrifos	0.013 / 0.039	≥ LOD	N/A	ND	PASS
Clofentezine	0.003 / 0.009	0.5	N/A	ND	PASS
Clothianidin	0.008 / 0.025		N/A	ND	
Coumaphos	0.003 / 0.010	≥ LOD	N/A	ND	PASS
Cyantraniliprole	0.003 / 0.010		N/A	ND	
Cyfluthrin	0.052 / 0.159	1	N/A	ND	PASS
Cypermethrin	0.051 / 0.153	1	N/A	ND	PASS
Cyprodinil	0.003 / 0.008		N/A	ND	
Daminozide	0.026 / 0.077	≥ LOD	N/A	ND	PASS
Deltamethrin	0.059 / 0.180		N/A	ND	
Diazinon	0.006 / 0.017	0.2	N/A	ND	PASS
Dichlorvos (DDVP)	0.012 / 0.038	≥ LOD	N/A	ND	PASS
Dimethoate	0.003 / 0.009	≥ LOD	N/A	ND	PASS
Dimethomorph	0.016 / 0.050	20	N/A	ND	PASS
Dinotefuran	0.010 / 0.030		N/A	ND	
Diuron	0.013 / 0.040		N/A	ND	
Dodemorph	0.012 / 0.035		N/A	ND	
Endosulfan sulfate	0.016 / 0.048		N/A	ND	
Endosulfan-α*	0.004 / 0.014		N/A	ND	
Endosulfan-β*	0.006 / 0.019		N/A	ND	

Continued on next page




**Pesticide Analysis** *Continued*

PESTICIDE TEST RESULTS - 07/11/2022 *continued* ✔ PASS

COMPOUND	LOD/LOQ (µg/g)	ACTION LIMIT (µg/g)	MEASUREMENT UNCERTAINTY (µg/g)	RESULT (µg/g)	RESULT
Ethoprophos	0.003 / 0.009	≥ LOD	N/A	ND	PASS
Etofenprox	0.014 / 0.042	≥ LOD	N/A	ND	PASS
Etoxazole	0.007 / 0.020	1.5	N/A	ND	PASS
Etridiazole*	0.002 / 0.005		N/A	ND	
Fenhexamid	0.003 / 0.008	10	N/A	ND	PASS
Fenoxycarb	0.003 / 0.010	≥ LOD	N/A	ND	PASS
Fenpyroximate	0.007 / 0.020	2	N/A	ND	PASS
Fensulfothion	0.003 / 0.010		N/A	ND	
Fenthion	0.003 / 0.010		N/A	ND	
Fenvalerate	0.033 / 0.099		N/A	ND	
Fipronil	0.003 / 0.010	≥ LOD	N/A	ND	PASS
Flonicamid	0.007 / 0.022	2	N/A	ND	PASS
Fludioxonil	0.003 / 0.010	30	N/A	ND	PASS
Fluopyram	0.003 / 0.009		N/A	ND	
Hexythiazox	0.003 / 0.010	2	N/A	ND	PASS
Imazalil	0.003 / 0.009	≥ LOD	N/A	ND	PASS
Imidacloprid	0.003 / 0.010	3	N/A	ND	PASS
Iprodione	0.077 / 0.233		N/A	ND	
Kinoprene	0.077 / 0.233		N/A	ND	
Kresoxim-methyl	0.006 / 0.019	1	N/A	ND	PASS
λ-Cyhalothrin	0.068 / 0.206		N/A	ND	
Malathion	0.003 / 0.009	5	N/A	ND	PASS
Metalaxyl	0.003 / 0.010	15	N/A	ND	PASS
Methiocarb	0.003 / 0.008	≥ LOD	N/A	ND	PASS
Methomyl	0.008 / 0.025	0.1	N/A	ND	PASS
Methoprene	0.172 / 0.521		N/A	ND	
Mevinphos	0.008 / 0.024	≥ LOD	N/A	ND	PASS
MGK-264	0.015 / 0.047		N/A	ND	
Myclobutanil	0.003 / 0.009	9	N/A	ND	PASS
Naled	0.021 / 0.064	0.5	N/A	ND	PASS
Novaluron	0.002 / 0.005		N/A	ND	
Oxamyl	0.017 / 0.051	0.2	N/A	ND	PASS
Paclobutrazol	0.003 / 0.010	≥ LOD	N/A	ND	PASS
Parathion-methyl	0.016 / 0.050	≥ LOD	N/A	ND	PASS
Pentachloronitrobenzene*	0.004 / 0.012	0.2	N/A	ND	PASS
Permethrin	0.056 / 0.168	20	N/A	ND	PASS
Phenothrin	0.016 / 0.047		N/A	ND	
Phosmet	0.007 / 0.020	0.2	N/A	ND	PASS
Piperonyl Butoxide	0.010 / 0.029	8	N/A	ND	PASS
Pirimicarb	0.003 / 0.009		N/A	ND	
Prallethrin	0.015 / 0.046	0.4	N/A	ND	PASS

Continued on next page





## Pesticide Analysis *Continued*

PESTICIDE TEST RESULTS - 07/11/2022 *continued* ✓ PASS

COMPOUND	LOD/LOQ (µg/g)	ACTION LIMIT (µg/g)	MEASUREMENT UNCERTAINTY (µg/g)	RESULT (µg/g)	RESULT
Propiconazole	0.027 / 0.080	20	N/A	ND	PASS
Propoxur	0.003 / 0.008	≥ LOD	N/A	ND	PASS
Pyraclostrobin	0.003 / 0.010		N/A	ND	
Pyrethrins	0.016 / 0.049	1	N/A	ND	PASS
Pyridaben	0.005 / 0.017	3	N/A	ND	PASS
Pyriproxyfen	0.003 / 0.009		N/A	ND	
Resmethrin	0.013 / 0.039		N/A	ND	
Spinetoram	0.003 / 0.010	3	N/A	ND	PASS
Spinosad	0.003 / 0.010	3	N/A	ND	PASS
Spirodiclofen	0.031 / 0.093		N/A	ND	
Spiromesifen	0.016 / 0.050	12	N/A	ND	PASS
Spirotetramat	0.003 / 0.010	13	N/A	ND	PASS
Spiroxamine	0.020 / 0.062	≥ LOD	N/A	ND	PASS
Tebuconazole	0.003 / 0.010	2	N/A	ND	PASS
Tebufenozide	0.003 / 0.008		N/A	ND	
Teflubenzuron	0.007 / 0.022		N/A	ND	
Tetrachlorvinphos	0.003 / 0.008		N/A	ND	
Tetramethrin	0.021 / 0.063		N/A	ND	
Thiabendazole	0.006 / 0.020		N/A	ND	
Thiacloprid	0.003 / 0.009	≥ LOD	N/A	ND	PASS
Thiamethoxam	0.003 / 0.010	4.5	N/A	ND	PASS
Thiophanate-methyl	0.013 / 0.040		N/A	ND	
Trifloxystrobin	0.003 / 0.009	30	N/A	ND	PASS



## Mycotoxin Analysis

Mycotoxin analysis utilizing high-performance liquid chromatography-mass spectrometry (HPLC-MS).

**Method:** QSP 1212 - Analysis of Pesticides and Mycotoxins by LC-MS

MYCOTOXIN TEST RESULTS - 07/11/2022 ✓ PASS

COMPOUND	LOD/LOQ (µg/kg)	ACTION LIMIT (µg/kg)	MEASUREMENT UNCERTAINTY (µg/kg)	RESULT (µg/kg)	RESULT
Aflatoxin B1	1.6 / 5.0		N/A	ND	
Aflatoxin B2	1.4 / 4.1		N/A	ND	
Aflatoxin G1	1.6 / 4.9		N/A	ND	
Aflatoxin G2	1.6 / 5.0		N/A	ND	
Total Aflatoxin		20		ND	PASS
Ochratoxin A	1.6 / 5.0	20	N/A	ND	PASS





## Residual Solvents Analysis

Residual Solvent analysis utilizing gas chromatography-mass spectrometry (GC-MS).

**Method:** QSP 1204 - Analysis of Residual Solvents by GC-MS

**Total Butanes** = n-Butane + 2-Methylpropane (Isobutane)

**Total Pentanes** = n-Pentane + 2-Methylbutane (Isopentane)

**Total Hexanes** = n-Hexane + 2,2-Dimethylbutane (Neohexane) + 2,3-Dimethylbutane / 2-Methylpentane (Isohexane) + 3-Methylpentane

**Total Heptanes** = 2,2-Dimethylpentane (Neohexane) + 2,3-Dimethylpentane + 2,4-Dimethylpentane + 3,3-Dimethylpentane + 2,2,3-Trimethylbutane (Triptane) + 2-Methylhexane (Isoheptane) + 3-Methylhexane + 3-Ethylpentane + n-Heptane

**Total Xylenes** = 1,2-Dimethylbenzene (o-Xylene) + 1,3-Dimethylbenzene (m-Xylene) / 1,4-Dimethylbenzene (p-Xylene) + Ethylbenzene


## RESIDUAL SOLVENTS TEST RESULTS - 07/11/2022 ✓ PASS

COMPOUND	LOD/LOQ (µg/g)	ACTION LIMIT (µg/g)	MEASUREMENT UNCERTAINTY (µg/g)	RESULT (µg/g)	RESULT
Propane	0.234 / 0.781	5000	N/A	ND	PASS
2-Methylpropane (Isobutane)	0.052 / 0.173		N/A	ND	
n-Butane	0.019 / 0.063	5000	±0.0101	0.245	PASS
Total Butanes				0.245	
2-Methylbutane (Isopentane)	0.310 / 1.035		N/A	ND	
2,2-Dimethylpropane (Neopentane)	0.035 / 0.117		N/A	ND	
n-Pentane	0.310 / 1.033	5000	N/A	ND	PASS
Total Pentanes				ND	
2,2-Dimethylbutane (Neohexane)	9.831 / 32.77		N/A	ND	
2,3-Dimethylbutane / 2-Methylpentane	0.381 / 1.271		N/A	ND	
3-Methylpentane	0.109 / 0.365		N/A	ND	
n-Hexane	0.110 / 0.366	290	N/A	ND	PASS
Total Hexanes				ND	
Cyclohexane	0.357 / 1.190		N/A	ND	
2,2-Dimethylpentane (Neohexane)	0.493 / 1.642		N/A	ND	
2,3-Dimethylpentane	1.009 / 3.365		N/A	ND	
2,4-Dimethylpentane	0.737 / 2.458		N/A	ND	
3,3-Dimethylpentane	0.198 / 0.660		N/A	ND	
2,2,3-Trimethylbutane (Triptane)	0.521 / 1.738		N/A	ND	
2-Methylhexane (Isoheptane)	0.610 / 2.034		N/A	ND	
3-Methylhexane	0.235 / 0.785		N/A	ND	
3-Ethylpentane	0.304 / 1.012		N/A	ND	
n-Heptane	13.12 / 43.72	5000	N/A	ND	PASS
Total Heptanes				ND	
Cycloheptane	0.597 / 1.989		N/A	ND	
Benzene	0.089 / 0.295	1	N/A	ND	PASS
Toluene	0.115 / 0.382	890	N/A	ND	PASS
Cumene	0.180 / 0.600		N/A	ND	
1,3-Dimethylbenzene / 1,4-Dimethylbenzene	0.451 / 1.502		N/A	ND	
1,2-Dimethylbenzene (o-Xylene)	0.387 / 1.289		N/A	ND	
Ethylbenzene	0.370 / 1.233		N/A	ND	
Total Xylenes		2170		ND	PASS
Methanol	5.534 / 16.77	3000	±0.430	33.07	PASS
Ethanol	8.984 / 27.23	5000	N/A	<LOQ	PASS
1-Propanol	1.540 / 5.133		N/A	ND	
2-Propanol (Isopropyl Alcohol)	8.421 / 25.52	5000	N/A	ND	PASS

Continued on next page







## Residual Solvents Analysis

Continued

### RESIDUAL SOLVENTS TEST RESULTS - 07/11/2022

continued ✔ PASS

COMPOUND	LOD/LOQ (µg/g)	ACTION LIMIT (µg/g)	MEASUREMENT UNCERTAINTY (µg/g)	RESULT (µg/g)	RESULT
1-Butanol	0.475 / 1.582		N/A	<LOQ	
2-Butanol	7.248 / 24.16		N/A	ND	
1-Pentanol	1.461 / 4.869		N/A	ND	
Acetone	9.510 / 28.82	5000	N/A	<LOQ	PASS
2-Butanone	0.169 / 0.564		N/A	ND	
Tetrahydrofuran	0.622 / 2.075		N/A	ND	
Ethyl Ether	0.197 / 0.658	5000	N/A	ND	PASS
Ethylene Glycol	3.803 / 12.68		N/A	ND	
2-Ethoxyethanol	1.235 / 4.118		N/A	ND	
1,2-Dimethoxyethane	2.116 / 7.052		N/A	ND	
1,4-Dioxane	0.468 / 1.558		N/A	ND	
Ethylene Oxide	0.253 / 0.844	1	N/A	ND	PASS
Ethyl Acetate	1.123 / 3.745	5000	N/A	ND	PASS
Isopropyl Acetate	0.347 / 1.158		N/A	ND	
Chloroform	0.251 / 0.838	1	N/A	ND	PASS
Dichloromethane (Methylene Chloride)	2.651 / 8.838	1	N/A	ND	PASS
Trichloroethylene	0.299 / 0.996	1	N/A	ND	PASS
1,2-Dichloroethane	0.162 / 0.541	1	N/A	ND	PASS
1,1-Dichloroethene	0.185 / 0.616		N/A	ND	
1,2-Dichloroethene	0.428 / 1.427		N/A	ND	
Sulfolane	47.66 / 158.9		N/A	ND	
Dimethyl Sulfoxide	6.168 / 20.56		N/A	ND	
Acetonitrile	1.595 / 4.833	410	N/A	ND	PASS
Pyridine	0.407 / 1.355		N/A	ND	
N,N-Dimethylacetamide	0.127 / 0.422		N/A	ND	
N,N-Dimethylformamide	0.946 / 3.153		N/A	ND	



## Heavy Metals Analysis

Heavy metal analysis utilizing inductively coupled plasma-mass spectrometry (ICP-MS).

**Method:** QSP 1160 - Analysis of Heavy Metals by ICP-MS

### HEAVY METALS TEST RESULTS - 07/08/2022 ✔ PASS

COMPOUND	LOD/LOQ (µg/g)	ACTION LIMIT (µg/g)	MEASUREMENT UNCERTAINTY (µg/g)	RESULT (µg/g)	RESULT
Arsenic	0.02 / 0.1	1.5	±0.00	0.1	PASS
Cadmium	0.02 / 0.05	0.5	N/A	ND	PASS
Lead	0.04 / 0.1	0.5	±0.00	0.2	PASS
Mercury	0.002 / 0.01	3	N/A	ND	PASS





## Microbiology Analysis

### PCR AND PLATING

Analysis conducted by polymerase chain reaction (PCR) and fluorescence detection of microbiological contaminants.

**Method:** QSP 1221 - Analysis of Microbiological Contaminants

*Exclusions<sup>1</sup> see last page*

### MICROBIOLOGY TEST RESULTS (PCR) - 07/11/2022 ✓ PASS

COMPOUND	ACTION LIMIT (cfu/g)	RESULT (cfu/g)	RESULT
Shiga toxin-producing <i>Escherichia coli</i>	Not Detected in 25g	ND	PASS
<i>Salmonella</i> spp.	Not Detected in 25g	ND	PASS
<i>Aspergillus fumigatus</i>	Not Detected in 1g	ND	PASS
<i>Aspergillus flavus</i>	Not Detected in 1g	ND	PASS
<i>Aspergillus niger</i>	Not Detected in 1g	ND	PASS
<i>Aspergillus terreus</i>	Not Detected in 1g	ND	PASS
<i>Candida albicans</i>		ND	
<i>Campylobacter</i> spp.		ND	
<i>Yersinia</i> spp.		ND	
<i>Listeria monocytogenes</i>		ND	
<i>Pseudomonas aeruginosa</i>		ND	
Bile-Tolerant Gram-Negative Bacteria		ND	
<i>Staphylococcus aureus</i>		ND	

Analysis conducted by 3M™ Petrifilm™ and plate counts of microbiological contaminants.

**Method:** QSP 6794 - Plating with 3M™ Petrifilm™

### MICROBIOLOGY TEST RESULTS (PLATING) - 07/11/2022 DETECTED

COMPOUND	RESULT (cfu/g)
Total Aerobic Bacteria	8800.0
Total Yeast and Mold	ND
Total Enterobacteriaceae	ND
<i>Escherichia coli</i>	ND
Coliforms	ND



## Foreign Material Analysis

Visual analysis includes, but is not limited to, sand, soil, cinders, dirt, mold, hair, insect fragments, and mammalian excreta.

**Method:** QSP 1226 - Analysis of Foreign Material in Cannabis and Cannabis Products

### FOREIGN MATERIAL TEST RESULTS - 07/08/2022 ✓ PASS

COMPOUND	ACTION LIMIT	RESULT
Total Sample Area Covered by Sand, Soil, Cinders, or Dirt	>25%	PASS
Total Sample Area Covered by Mold	>25%	PASS
Total Sample Area Covered by an Imbedded Foreign Material	>25%	PASS
Insect Fragment Count	> 1 per 3 grams	PASS
Hair Count	> 1 per 3 grams	PASS
Mammalian Excreta Count	> 1 per 3 grams	PASS





## Water Activity Analysis

**Method:** QSP 1227 - Analysis of Water Activity in Cannabis and Cannabis Products

WATER ACTIVITY TEST RESULTS - 07/09/2022 ✓ PASS

COMPOUND	ACTION LIMIT (Aw)	MEASUREMENT UNCERTAINTY (Aw)	RESULT (Aw)	RESULT
Water Activity	0.85	±0.01428	0.2932	PASS

### NOTES

1. Exclusions: Action limit ignored/removed for Total Aerobic Bacteria and Total Yeast and Mold.

sc labs™



**SAMPLE NAME: Cannadips CBD - Palmie**

Infused, Non-Inhalable

**CULTIVATOR / MANUFACTURER**
**Business Name:**
**License Number:**
**Address:**
**DISTRIBUTOR / TESTED FOR**
**Business Name:** Boldt Runners Corporation

**License Number:**
**Address:** 4665 West End Rd.  
Arcata CA 95521

**SAMPLE DETAIL**
**Batch Number:** 1AP005

**Sample ID:** 220608P001

**Date Collected:** 06/08/2022

**Date Received:** 06/09/2022

**Batch Size:**
**Sample Size:** 8.0 grams

**Unit Mass:** 8.4615 grams per Unit

**Serving Size:** 0.5641 grams per Serving


Scan QR code to verify authenticity of results.

**CANNABINOID ANALYSIS - SUMMARY**

CALCULATED USING DRY-WEIGHT

**Total THC:** **Not Detected**
**Total CBD:** **164.238 mg/unit**
**Sum of Cannabinoids:** **165.084 mg/unit**
**Total Cannabinoids:** **165.084 mg/unit**

Total THC/CBD is calculated using the following formulas to take into account the loss of a carboxyl group during the decarboxylation step:

Total THC =  $\Delta^9\text{-THC} + (\text{THCa} \times 0.877)$

Total CBD =  $\text{CBD} + (\text{CBDa} \times 0.877)$

Sum of Cannabinoids =  $\Delta^9\text{-THC} + \text{THCa} + \text{CBD} + \text{CBDa} + \text{CBG} + \text{CBGa} + \text{THCV} + \text{THCVa} + \text{CBC} + \text{CBCa} + \text{CBDV} + \text{CBDVa} + \Delta^8\text{-THC} + \text{CBL} + \text{CBN}$

Total Cannabinoids =  $(\Delta^9\text{-THC} + 0.877 \times \text{THCa}) + (\text{CBD} + 0.877 \times \text{CBDa}) + (\text{CBG} + 0.877 \times \text{CBGa}) + (\text{THCV} + 0.877 \times \text{THCVa}) + (\text{CBC} + 0.877 \times \text{CBCa}) + (\text{CBDV} + 0.877 \times \text{CBDVa}) + \Delta^8\text{-THC} + \text{CBL} + \text{CBN}$

**Moisture:** **3.6%**
**TERPENOID ANALYSIS - SUMMARY**

39 TESTED, TOP 3 HIGHLIGHTED

**Total Terpenoids:** **0.2355%**

**Limonene** 1.665 mg/g

**β-Pinene** 0.274 mg/g

**γ-Terpinene** 0.160 mg/g


**SAFETY ANALYSIS - SUMMARY**
**Δ<sup>9</sup>-THC per Unit:** **PASS**
**Pesticides:** **PASS**
**Mycotoxins:** **PASS**
**Residual Solvents:** **PASS**
**Heavy Metals:** **PASS**
**Microbiology (PCR):** **PASS**
**Microbiology (Plating):** **DETECTED**
**Foreign Material:** **PASS**
**Water Activity:** **PASS**


For quality assurance purposes. Not a Regulatory Hemp Lab Test Report. These results relate only to the sample included on this report. This report shall not be reproduced, except in full, without written approval of the laboratory.

**Sample Certification:** California Code of Regulations Title 16 Effect Date January 16, 2019. Authority: Section 26013, Business and Professions Code. Reference: Sections 26100, 26104 and 26110, Business and Professions Code.

**Decision Rule:** Statements of conformity (e.g. Pass/Fail) to specifications are made in this report without taking measurement uncertainty into account. Where statements of conformity are made in this report, the following decision rules are applied: PASS - Results within limits/specifications, FAIL - Results exceed limits/specifications.

**References:** limit of detection (LOD), limit of quantification (LOQ), not detected (ND), not tested (NT), too numerous to count >250 cfu/plate (TNTC), colony-forming unit (cfu)

  
LQC verified by: Josh Antunovich  
Date: 06/15/2022

  
Approved by: Josh Wurzer, President  
Date: 06/15/2022





## Cannabinoïd Analysis

Tested by high-performance liquid chromatography with diode-array detection (HPLC-DAD). Calculated using Dry-Weight.

Method: QSP 1157 - Analysis of Cannabinoids by HPLC-DAD

### TOTAL THC: Not Detected

Total THC ( $\Delta^9$ -THC+0.877\*THCa)

### TOTAL CBD: 164.238 mg/unit

Total CBD (CBD+0.877\*CBDA)

### TOTAL CANNABINOIDS: 165.084 mg/unit

Total Cannabinoids (Total THC) + (Total CBD) + (Total CBG) + (Total THCV) + (Total CBC) + (Total CBDV) +  $\Delta^8$ -THC + CBL + CBN

### TOTAL CBG: ND

Total CBG (CBG+0.877\*CBGa)

### TOTAL THCV: ND

Total THCV (THCV+0.877\*THCVa)

### TOTAL CBC: ND

Total CBC (CBC+0.877\*CBCa)

### TOTAL CBDV: 0.846 mg/unit

Total CBDV (CBDV+0.877\*CBDVa)

## CANNABINOID TEST RESULTS - 06/10/2022

COMPOUND	LOD/LOQ (mg/g)	MEASUREMENT UNCERTAINTY (mg/g)	RESULT (mg/g)	RESULT (%)
CBD	0.004 / 0.011	$\pm 0.7240$	19.410	1.9410
CBDV	0.002 / 0.012	$\pm 0.0041$	0.100	0.0100
$\Delta^9$ -THC	0.002 / 0.014	N/A	ND	ND
$\Delta^8$ -THC	0.01 / 0.02	N/A	ND	ND
THCa	0.001 / 0.005	N/A	ND	ND
THCV	0.002 / 0.012	N/A	ND	ND
THCVa	0.002 / 0.019	N/A	ND	ND
CBDA	0.001 / 0.026	N/A	ND	ND
CBDVa	0.001 / 0.018	N/A	ND	ND
CBG	0.002 / 0.006	N/A	ND	ND
CBGa	0.002 / 0.007	N/A	ND	ND
CBL	0.003 / 0.010	N/A	ND	ND
CBN	0.001 / 0.007	N/A	ND	ND
CBC	0.003 / 0.010	N/A	ND	ND
CBCa	0.001 / 0.015	N/A	ND	ND
SUM OF CANNABINOIDS			19.510 mg/g	1.951%

## Unit Mass: 8.4615 grams per Unit / Serving Size: 0.5641 grams per Serving

$\Delta^9$ -THC per Unit	1100 per-package limit	ND	PASS
$\Delta^9$ -THC per Serving		ND	
Total THC per Unit		ND	
Total THC per Serving		ND	
CBD per Unit		164.238 mg/unit	
CBD per Serving		10.949 mg/serving	
Total CBD per Unit		164.238 mg/unit	
Total CBD per Serving		10.949 mg/serving	
Sum of Cannabinoids per Unit		165.084 mg/unit	
Sum of Cannabinoids per Serving		11.006 mg/serving	
Total Cannabinoids per Unit		165.084 mg/unit	
Total Cannabinoids per Serving		11.005 mg/serving	

## MOISTURE TEST RESULT

3.6%

Tested 06/09/2022

Method: QSP 1224 - Loss on Drying (Moisture)





## Terpenoid Analysis

Terpene analysis utilizing gas chromatography-flame ionization detection (GC-FID).

**Method:** QSP 1192 - Analysis of Terpenoids by GC-FID

### TERPENOID TEST RESULTS - 06/11/2022

COMPOUND	LOD/LOQ (mg/g)	MEASUREMENT UNCERTAINTY (mg/g)	RESULT (mg/g)	RESULT (%)
Limonene	0.005 / 0.016	±0.0185	1.665	0.1665
β-Pinene	0.004 / 0.014	±0.0024	0.274	0.0274
γ-Terpinene	0.006 / 0.018	±0.0022	0.160	0.0160
Linalool	0.009 / 0.032	±0.0017	0.058	0.0058
Myrcene	0.008 / 0.025	±0.0004	0.045	0.0045
α-Pinene	0.005 / 0.017	±0.0003	0.038	0.0038
Sabinene	0.004 / 0.014	±0.0003	0.033	0.0033
Geraniol	0.002 / 0.007	±0.0011	0.033	0.0033
p-Cymene	0.005 / 0.016	±0.0005	0.026	0.0026
Geranyl Acetate	0.004 / 0.014	±0.0007	0.023	0.0023
Terpinolene	0.008 / 0.026	N/A	<LOQ	<LOQ
Terpineol	0.009 / 0.031	N/A	<LOQ	<LOQ
Camphene	0.005 / 0.015	N/A	ND	ND
α-Phellandrene	0.006 / 0.020	N/A	ND	ND
Δ <sup>3</sup> -Carene	0.005 / 0.018	N/A	ND	ND
α-Terpinene	0.005 / 0.017	N/A	ND	ND
Eucalyptol	0.006 / 0.018	N/A	ND	ND
β-Ocimene	0.006 / 0.020	N/A	ND	ND
Sabinene Hydrate	0.006 / 0.022	N/A	ND	ND
Fenchone	0.009 / 0.028	N/A	ND	ND
Fenchol	0.010 / 0.034	N/A	ND	ND
Isopulegol	0.005 / 0.016	N/A	ND	ND
Camphor	0.006 / 0.019	N/A	ND	ND
Isoborneol	0.004 / 0.012	N/A	ND	ND
Borneol	0.005 / 0.016	N/A	ND	ND
Menthol	0.008 / 0.025	N/A	ND	ND
Nerol	0.003 / 0.011	N/A	ND	ND
Citronellol	0.003 / 0.010	N/A	ND	ND
Pulegone	0.003 / 0.011	N/A	ND	ND
α-Cedrene	0.005 / 0.016	N/A	ND	ND
β-Caryophyllene	0.004 / 0.012	N/A	ND	ND
trans-β-Farnesene	0.008 / 0.025	N/A	ND	ND
α-Humulene	0.009 / 0.029	N/A	ND	ND
Valencene	0.009 / 0.030	N/A	ND	ND
Nerolidol	0.006 / 0.019	N/A	ND	ND
Caryophyllene Oxide	0.010 / 0.033	N/A	ND	ND
Guaiol	0.009 / 0.030	N/A	ND	ND
Cedrol	0.008 / 0.027	N/A	ND	ND
α-Bisabolol	0.008 / 0.026	N/A	ND	ND
<b>TOTAL TERPENOIDS</b>			<b>2.355 mg/g</b>	<b>0.2355%</b>

#### 1 Limonene

A monoterpene with a fragrance that can be described as orangey, citrusy, sweet and tart. It is most commonly found in nature as D-Limonene and is a primary contributor to the distinct scent of orange peels, from which it is commonly derived. Found in numerous pines, red maple, silver maple, aspens, cottonwoods, hemlocks, sumac, cedar, junipers...etc.

#### 2 β-Pinene

One of two isomers of the monoterpene Pinene, the most abundant terpene in the natural world. It is responsible for the distinct aroma of many coniferous trees, particularly pines, from which it derives its name. It is a primary constituent of turpentine. Found in pines, parsley, celery, nutmeg, hyssop, black currant, rosemary, black pepper, spearmint...etc.

#### 3 γ-Terpinene

One of four isomers of the monoterpene Terpinene. It has a fragrance that can be described as sweet, spicy, tropical, woody and oily with a hint of citrus. Found in marjoram, cardamom, tea tree, bible hyssop...etc.





## Pesticide Analysis

Pesticide and plant growth regulator analysis utilizing high-performance liquid chromatography-mass spectrometry (HPLC-MS) or gas chromatography-mass spectrometry (GC-MS).

\*GC-MS utilized where indicated.

**Method:** QSP 1212 - Analysis of Pesticides and Mycotoxins by LC-MS or QSP 1213 - Analysis of Pesticides by GC-MS

### PESTICIDE TEST RESULTS - 06/15/2022 ✓ PASS

COMPOUND	LOD/LOQ (µg/g)	ACTION LIMIT (µg/g)	MEASUREMENT UNCERTAINTY (µg/g)	RESULT (µg/g)	RESULT
Abamectin	0.032 / 0.097	0.3	N/A	ND	PASS
Acephate	0.006 / 0.018	5	N/A	ND	PASS
Acequinocyl	0.009 / 0.027	4	N/A	ND	PASS
Acetamiprid	0.016 / 0.049	5	N/A	ND	PASS
Aldicarb	0.030 / 0.090	≥ LOD	N/A	ND	PASS
Allethrin	0.030 / 0.092		N/A	ND	
Atrazine	0.006 / 0.019		N/A	ND	
Azadirachtin	0.082 / 0.248		N/A	ND	
Azoxystrobin	0.003 / 0.009	40	N/A	ND	PASS
Benzovindiflupyr	0.003 / 0.009		N/A	ND	
Bifenazate	0.003 / 0.009	5	N/A	ND	PASS
Bifenthrin	0.021 / 0.064	0.5	N/A	ND	PASS
Boscalid	0.003 / 0.009	10	N/A	ND	PASS
Buprofezin	0.006 / 0.019		N/A	ND	
Captan	0.045 / 0.135	5	N/A	ND	PASS
Carbaryl	0.007 / 0.020	0.5	N/A	ND	PASS
Carbofuran	0.003 / 0.008	≥ LOD	N/A	ND	PASS
Chlorantraniliprole	0.006 / 0.018	40	N/A	ND	PASS
Chlordane*	0.010 / 0.032	≥ LOD	N/A	ND	PASS
Chlorfenapyr*	0.005 / 0.015	≥ LOD	N/A	ND	PASS
Chlormequat chloride	0.022 / 0.066		N/A	ND	
Chlorpyrifos	0.013 / 0.039	≥ LOD	N/A	ND	PASS
Clofentezine	0.003 / 0.009	0.5	N/A	ND	PASS
Clothianidin	0.008 / 0.025		N/A	ND	
Coumaphos	0.003 / 0.010	≥ LOD	N/A	ND	PASS
Cyantraniliprole	0.003 / 0.010		N/A	ND	
Cyfluthrin	0.052 / 0.159	1	N/A	ND	PASS
Cypermethrin	0.051 / 0.153	1	N/A	ND	PASS
Cyprodinil	0.003 / 0.008		N/A	ND	
Daminozide	0.026 / 0.077	≥ LOD	N/A	ND	PASS
Deltamethrin	0.059 / 0.180		N/A	ND	
Diazinon	0.006 / 0.017	0.2	N/A	ND	PASS
Dichlorvos (DDVP)	0.012 / 0.038	≥ LOD	N/A	ND	PASS
Dimethoate	0.003 / 0.009	≥ LOD	N/A	ND	PASS
Dimethomorph	0.016 / 0.050	20	N/A	ND	PASS
Dinotefuran	0.010 / 0.030		N/A	ND	
Diuron	0.013 / 0.040		N/A	ND	
Dodemorph	0.012 / 0.035		N/A	ND	
Endosulfan sulfate	0.016 / 0.048		N/A	ND	
Endosulfan-α*	0.004 / 0.014		N/A	ND	
Endosulfan-β*	0.006 / 0.019		N/A	ND	

Continued on next page





## Pesticide Analysis *Continued*

PESTICIDE TEST RESULTS - 06/15/2022 *continued* ✔ PASS

COMPOUND	LOD/LOQ (µg/g)	ACTION LIMIT (µg/g)	MEASUREMENT UNCERTAINTY (µg/g)	RESULT (µg/g)	RESULT
Ethoprophos	0.003 / 0.009	≥ LOD	N/A	ND	PASS
Etofenprox	0.014 / 0.042	≥ LOD	N/A	ND	PASS
Etoxazole	0.007 / 0.020	1.5	N/A	ND	PASS
Etridiazole*	0.002 / 0.005		N/A	ND	
Fenhexamid	0.003 / 0.008	10	N/A	ND	PASS
Fenoxycarb	0.003 / 0.010	≥ LOD	N/A	ND	PASS
Fenpyroximate	0.007 / 0.020	2	N/A	ND	PASS
Fensulfothion	0.003 / 0.010		N/A	ND	
Fenthion	0.003 / 0.010		N/A	ND	
Fenvalerate	0.033 / 0.099		N/A	ND	
Fipronil	0.003 / 0.010	≥ LOD	N/A	ND	PASS
Flonicamid	0.007 / 0.022	2	N/A	ND	PASS
Fludioxonil	0.003 / 0.010	30	N/A	ND	PASS
Fluopyram	0.003 / 0.009		N/A	ND	
Hexythiazox	0.003 / 0.010	2	N/A	ND	PASS
Imazalil	0.003 / 0.009	≥ LOD	N/A	ND	PASS
Imidacloprid	0.003 / 0.010	3	N/A	ND	PASS
Iprodione	0.077 / 0.233		N/A	ND	
Kinoprene	0.077 / 0.233		N/A	ND	
Kresoxim-methyl	0.006 / 0.019	1	N/A	ND	PASS
λ-Cyhalothrin	0.068 / 0.206		N/A	ND	
Malathion	0.003 / 0.009	5	N/A	ND	PASS
Metalaxyl	0.003 / 0.010	15	N/A	ND	PASS
Methiocarb	0.003 / 0.008	≥ LOD	N/A	ND	PASS
Methomyl	0.008 / 0.025	0.1	N/A	ND	PASS
Methoprene	0.172 / 0.521		N/A	ND	
Mevinphos	0.008 / 0.024	≥ LOD	N/A	ND	PASS
MGK-264	0.015 / 0.047		N/A	ND	
Myclobutanil	0.003 / 0.009	9	N/A	ND	PASS
Naled	0.021 / 0.064	0.5	N/A	ND	PASS
Novaluron	0.002 / 0.005		N/A	ND	
Oxamyl	0.017 / 0.051	0.2	N/A	ND	PASS
Paclobutrazol	0.003 / 0.010	≥ LOD	N/A	ND	PASS
Parathion-methyl	0.016 / 0.050	≥ LOD	N/A	ND	PASS
Pentachloronitrobenzene*	0.004 / 0.012	0.2	N/A	ND	PASS
Permethrin	0.056 / 0.168	20	N/A	ND	PASS
Phenothrin	0.016 / 0.047		N/A	ND	
Phosmet	0.007 / 0.020	0.2	N/A	ND	PASS
Piperonyl Butoxide	0.010 / 0.029	8	N/A	ND	PASS
Pirimicarb	0.003 / 0.009		N/A	ND	
Prallethrin	0.015 / 0.046	0.4	N/A	ND	PASS

Continued on next page





## Pesticide Analysis *Continued*

PESTICIDE TEST RESULTS - 06/15/2022 *continued* ✔ PASS

COMPOUND	LOD/LOQ (µg/g)	ACTION LIMIT (µg/g)	MEASUREMENT UNCERTAINTY (µg/g)	RESULT (µg/g)	RESULT
Propiconazole	0.027 / 0.080	20	N/A	ND	PASS
Propoxur	0.003 / 0.008	≥ LOD	N/A	ND	PASS
Pyraclostrobin	0.003 / 0.010		N/A	ND	
Pyrethrins	0.016 / 0.049	1	N/A	ND	PASS
Pyridaben	0.005 / 0.017	3	N/A	ND	PASS
Pyriproxyfen	0.003 / 0.009		N/A	ND	
Resmethrin	0.013 / 0.039		N/A	ND	
Spinetoram	0.003 / 0.010	3	N/A	ND	PASS
Spinosad	0.003 / 0.010	3	N/A	ND	PASS
Spirodiclofen	0.031 / 0.093		N/A	ND	
Spiromesifen	0.016 / 0.050	12	N/A	ND	PASS
Spirotetramat	0.003 / 0.010	13	N/A	ND	PASS
Spiroxamine	0.020 / 0.062	≥ LOD	N/A	ND	PASS
Tebuconazole	0.003 / 0.010	2	N/A	ND	PASS
Tebufenozide	0.003 / 0.008		N/A	ND	
Teflubenzuron	0.007 / 0.022		N/A	ND	
Tetrachlorvinphos	0.003 / 0.008		N/A	ND	
Tetramethrin	0.021 / 0.063		N/A	ND	
Thiabendazole	0.006 / 0.020		N/A	ND	
Thiacloprid	0.003 / 0.009	≥ LOD	N/A	ND	PASS
Thiamethoxam	0.003 / 0.010	4.5	N/A	ND	PASS
Thiophanate-methyl	0.013 / 0.040		N/A	ND	
Trifloxystrobin	0.003 / 0.009	30	N/A	ND	PASS



## Mycotoxin Analysis

Mycotoxin analysis utilizing high-performance liquid chromatography-mass spectrometry (HPLC-MS).

**Method:** QSP 1212 - Analysis of Pesticides and Mycotoxins by LC-MS

MYCOTOXIN TEST RESULTS - 06/11/2022 ✔ PASS

COMPOUND	LOD/LOQ (µg/kg)	ACTION LIMIT (µg/kg)	MEASUREMENT UNCERTAINTY (µg/kg)	RESULT (µg/kg)	RESULT
Aflatoxin B1	1.6 / 5.0		N/A	ND	
Aflatoxin B2	1.4 / 4.1		N/A	ND	
Aflatoxin G1	1.6 / 4.9		N/A	ND	
Aflatoxin G2	1.6 / 5.0		N/A	ND	
Total Aflatoxin		20		ND	PASS
Ochratoxin A	1.6 / 5.0	20	N/A	ND	PASS





## Residual Solvents Analysis

Residual Solvent analysis utilizing gas chromatography-mass spectrometry (GC-MS).

**Method:** QSP 1204 - Analysis of Residual Solvents by GC-MS

**Total Butanes** = n-Butane + 2-Methylpropane (Isobutane)

**Total Pentanes** = n-Pentane + 2-Methylbutane (Isopentane)

**Total Hexanes** = n-Hexane + 2,2-Dimethylbutane (Neohexane) + 2,3-Dimethylbutane / 2-Methylpentane (Isohexane) + 3-Methylpentane

**Total Heptanes** = 2,2-Dimethylpentane (Neohexane) +

2,3-Dimethylpentane + 2,4-Dimethylpentane + 3,3-Dimethylpentane +

2,2,3-Trimethylbutane (Triptane) + 2-Methylhexane (Isoheptane) +

3-Methylhexane + 3-Ethylpentane + n-Heptane

**Total Xylenes** = 1,2-Dimethylbenzene (o-Xylene) +

1,3-Dimethylbenzene (m-Xylene) / 1,4-Dimethylbenzene (p-Xylene) + Ethylbenzene

## RESIDUAL SOLVENTS TEST RESULTS - 06/10/2022 ✓ PASS

COMPOUND	LOD/LOQ (µg/g)	ACTION LIMIT (µg/g)	MEASUREMENT UNCERTAINTY (µg/g)	RESULT (µg/g)	RESULT
Propane	0.234 / 0.781	5000	N/A	ND	PASS
2-Methylpropane (Isobutane)	0.052 / 0.173		N/A	ND	
n-Butane	0.019 / 0.063	5000	±0.0424	1.025	PASS
Total Butanes				1.025	
2-Methylbutane (Isopentane)	0.310 / 1.035		N/A	ND	
2,2-Dimethylpropane (Neopentane)	0.035 / 0.117		N/A	ND	
n-Pentane	0.310 / 1.033	5000	±0.0474	1.515	PASS
Total Pentanes				1.515	
2,2-Dimethylbutane (Neohexane)	9.831 / 32.77		N/A	ND	
2,3-Dimethylbutane / 2-Methylpentane	0.381 / 1.271		N/A	ND	
3-Methylpentane	0.109 / 0.365		N/A	ND	
n-Hexane	0.110 / 0.366	290	N/A	<LOQ	PASS
Total Hexanes				<LOQ	
Cyclohexane	0.357 / 1.190		N/A	ND	
2,2-Dimethylpentane (Neohexane)	0.493 / 1.642		N/A	ND	
2,3-Dimethylpentane	1.009 / 3.365		N/A	ND	
2,4-Dimethylpentane	0.737 / 2.458		N/A	ND	
3,3-Dimethylpentane	0.198 / 0.660		N/A	ND	
2,2,3-Trimethylbutane (Triptane)	0.521 / 1.738		N/A	ND	
2-Methylhexane (Isoheptane)	0.610 / 2.034		N/A	ND	
3-Methylhexane	0.235 / 0.785		N/A	ND	
3-Ethylpentane	0.304 / 1.012		N/A	ND	
n-Heptane	13.12 / 43.72	5000	N/A	ND	PASS
Total Heptanes				ND	
Cycloheptane	0.597 / 1.989		N/A	ND	
Benzene	0.089 / 0.295	1	N/A	ND	PASS
Toluene	0.115 / 0.382	890	N/A	ND	PASS
Cumene	0.180 / 0.600		N/A	ND	
1,3-Dimethylbenzene / 1,4-Dimethylbenzene	0.451 / 1.502		N/A	ND	
1,2-Dimethylbenzene (o-Xylene)	0.387 / 1.289		N/A	ND	
Ethylbenzene	0.370 / 1.233		N/A	ND	
Total Xylenes		2170		ND	PASS
Methanol	5.534 / 16.77	3000	±0.253	19.48	PASS
Ethanol	8.984 / 27.23	5000	N/A	<LOQ	PASS
1-Propanol	1.540 / 5.133		N/A	ND	
2-Propanol (Isopropyl Alcohol)	8.421 / 25.52	5000	N/A	ND	PASS

Continued on next page





## Residual Solvents Analysis

Continued

RESIDUAL SOLVENTS TEST RESULTS - 06/10/2022 *continued* ✔ PASS

COMPOUND	LOD/LOQ (µg/g)	ACTION LIMIT (µg/g)	MEASUREMENT UNCERTAINTY (µg/g)	RESULT (µg/g)	RESULT
1-Butanol	0.475 / 1.582		±0.0278	2.501	
2-Butanol	7.248 / 24.16		N/A	ND	
1-Pentanol	1.461 / 4.869		N/A	ND	
Acetone	9.510 / 28.82	5000	N/A	<LOQ	PASS
2-Butanone	0.169 / 0.564		N/A	ND	
Tetrahydrofuran	0.622 / 2.075		N/A	ND	
Ethyl Ether	0.197 / 0.658	5000	N/A	ND	PASS
Ethylene Glycol	3.803 / 12.68		N/A	ND	
2-Ethoxyethanol	1.235 / 4.118		N/A	ND	
1,2-Dimethoxyethane	2.116 / 7.052		N/A	ND	
1,4-Dioxane	0.468 / 1.558		N/A	ND	
Ethylene Oxide	0.253 / 0.844	1	N/A	ND	PASS
Ethyl Acetate	1.123 / 3.745	5000	N/A	ND	PASS
Isopropyl Acetate	0.347 / 1.158		N/A	ND	
Chloroform	0.251 / 0.838	1	N/A	ND	PASS
Dichloromethane (Methylene Chloride)	2.651 / 8.838	1	N/A	ND	PASS
Trichloroethylene	0.299 / 0.996	1	N/A	ND	PASS
1,2-Dichloroethane	0.162 / 0.541	1	N/A	ND	PASS
1,1-Dichloroethene	0.185 / 0.616		N/A	ND	
1,2-Dichloroethene	0.428 / 1.427		N/A	ND	
Sulfolane	47.66 / 158.9		N/A	ND	
Dimethyl Sulfoxide	6.168 / 20.56		N/A	ND	
Acetonitrile	1.595 / 4.833	410	N/A	ND	PASS
Pyridine	0.407 / 1.355		N/A	ND	
N,N-Dimethylacetamide	0.127 / 0.422		N/A	ND	
N,N-Dimethylformamide	0.946 / 3.153		N/A	ND	



## Heavy Metals Analysis

Heavy metal analysis utilizing inductively coupled plasma-mass spectrometry (ICP-MS).

**Method:** QSP 1160 - Analysis of Heavy Metals by ICP-MS

HEAVY METALS TEST RESULTS - 06/09/2022 ✔ PASS

COMPOUND	LOD/LOQ (µg/g)	ACTION LIMIT (µg/g)	MEASUREMENT UNCERTAINTY (µg/g)	RESULT (µg/g)	RESULT
Arsenic	0.02 / 0.1	1.5	N/A	<LOQ	PASS
Cadmium	0.02 / 0.05	0.5	N/A	ND	PASS
Lead	0.04 / 0.1	0.5	±0.00	0.2	PASS
Mercury	0.002 / 0.01	3	N/A	ND	PASS





## Microbiology Analysis

### PCR AND PLATING

Analysis conducted by polymerase chain reaction (PCR) and fluorescence detection of microbiological contaminants.

**Method:** QSP 1221 - Analysis of Microbiological Contaminants

*Exclusions<sup>1</sup> see last page*

### MICROBIOLOGY TEST RESULTS (PCR) - 06/13/2022 ✓ PASS

COMPOUND	ACTION LIMIT (cfu/g)	RESULT (cfu/g)	RESULT
Shiga toxin-producing <i>Escherichia coli</i>	Not Detected in 25g	ND	PASS
<i>Salmonella</i> spp.	Not Detected in 25g	ND	PASS
<i>Aspergillus fumigatus</i>	Not Detected in 1g	ND	PASS
<i>Aspergillus flavus</i>	Not Detected in 1g	ND	PASS
<i>Aspergillus niger</i>	Not Detected in 1g	ND	PASS
<i>Aspergillus terreus</i>	Not Detected in 1g	ND	PASS
<i>Candida albicans</i>		ND	
<i>Campylobacter</i> spp.		ND	
<i>Yersinia</i> spp.		ND	
<i>Listeria monocytogenes</i>		ND	
<i>Pseudomonas aeruginosa</i>		ND	
Bile-Tolerant Gram-Negative Bacteria		ND	
<i>Staphylococcus aureus</i>		ND	

Analysis conducted by 3M™ Petrifilm™ and plate counts of microbiological contaminants.

**Method:** QSP 6794 - Plating with 3M™ Petrifilm™

### MICROBIOLOGY TEST RESULTS (PLATING) - 06/13/2022 DETECTED

COMPOUND	RESULT (cfu/g)
Total Aerobic Bacteria	1000.0
Total Yeast and Mold	ND
Total Enterobacteriaceae	ND
<i>Escherichia coli</i>	ND
Coliforms	ND



## Foreign Material Analysis

Visual analysis includes, but is not limited to, sand, soil, cinders, dirt, mold, hair, insect fragments, and mammalian excreta.

**Method:** QSP 1226 - Analysis of Foreign Material in Cannabis and Cannabis Products

### FOREIGN MATERIAL TEST RESULTS - 06/09/2022 ✓ PASS

COMPOUND	ACTION LIMIT	RESULT
Total Sample Area Covered by Sand, Soil, Cinders, or Dirt	>25%	PASS
Total Sample Area Covered by Mold	>25%	PASS
Total Sample Area Covered by an Imbedded Foreign Material	>25%	PASS
Insect Fragment Count	> 1 per 3 grams	PASS
Hair Count	> 1 per 3 grams	PASS
Mammalian Excreta Count	> 1 per 3 grams	PASS





## Water Activity Analysis

**Method:** QSP 1227 - Analysis of Water Activity in Cannabis and Cannabis Products

WATER ACTIVITY TEST RESULTS - 06/09/2022 ✓ PASS

COMPOUND	ACTION LIMIT (Aw)	MEASUREMENT UNCERTAINTY (Aw)	RESULT (Aw)	RESULT
Water Activity	0.85	±0.01560	0.3203	PASS

### NOTES

1. Exclusions: Action limit ignored/removed for Total Aerobic Bacteria and Total Yeast and Mold

sc labs™



**SAMPLE NAME: Cannadips CBD - Mango**

Infused, Hemp Infused

**CULTIVATOR / MANUFACTURER**
**Business Name:**
**License Number:**
**Address:**
**DISTRIBUTOR / TESTED FOR**
**Business Name:** Boldt Runners Corporation

**License Number:**
**Address:** 4665 West End Rd.  
Arcata CA 95521

**SAMPLE DETAIL**
**Batch Number:** 1TM015

**Sample ID:** 220505P001

**Date Collected:** 05/05/2022

**Date Received:** 05/06/2022

**Batch Size:**
**Sample Size:** 8.0 grams

**Unit Mass:** 8.1587 grams per Unit

**Serving Size:** 0.5439 grams per Serving


Scan QR code to verify authenticity of results.

**CANNABINOID ANALYSIS - SUMMARY**

CALCULATED USING DRY-WEIGHT

**Total THC:** Not Detected

**Total CBD:** 154.036 mg/unit

**Sum of Cannabinoids:** 154.656 mg/unit

**Total Cannabinoids:** 154.656 mg/unit

Total THC/CBD is calculated using the following formulas to take into account the loss of a carboxyl group during the decarboxylation step:

Total THC =  $\Delta^9\text{-THC} + (\text{THCa} \times 0.877)$ 

Total CBD =  $\text{CBD} + (\text{CBDa} \times 0.877)$ 

Sum of Cannabinoids =  $\Delta^9\text{-THC} + \text{THCa} + \text{CBD} + \text{CBDa} + \text{CBG} + \text{CBGa} + \text{THCV} + \text{THCVa} + \text{CBC} + \text{CBCa} + \text{CBDV} + \text{CBDVa} + \Delta^8\text{-THC} + \text{CBL} + \text{CBN}$ 

Total Cannabinoids =  $(\Delta^9\text{-THC} + 0.877 \times \text{THCa}) + (\text{CBD} + 0.877 \times \text{CBDa}) + (\text{CBG} + 0.877 \times \text{CBGa}) + (\text{THCV} + 0.877 \times \text{THCVa}) + (\text{CBC} + 0.877 \times \text{CBCa}) + (\text{CBDV} + 0.877 \times \text{CBDVa}) + \Delta^8\text{-THC} + \text{CBL} + \text{CBN}$ 
**Moisture:** 3.4%

**TERPENOID ANALYSIS - SUMMARY**

39 TESTED, TOP 3 HIGHLIGHTED

**Total Terpenoids:** 0.0037%


Geranyl Acetate 0.019 mg/g



Geraniol 0.018 mg/g



Linalool &lt;LOQ

**SAFETY ANALYSIS - SUMMARY**
**Pesticides:** ✔ PASS
**Mycotoxins:** ✔ PASS
**Residual Solvents:** ✔ PASS
**Heavy Metals:** ✔ PASS
**Microbiology (PCR):** ✔ PASS
**Microbiology (Plating):** ✔ PASS
**Foreign Material:** ✔ PASS
**Water Activity:** ✔ PASS

For quality assurance purposes. Not a Regulatory Hemp Lab Test Report. These results relate only to the sample included on this report. This report shall not be reproduced, except in full, without written approval of the laboratory.

**Sample Certification:** Action Limits used in this report are a compilation of guidance from state regulatory agencies in all states except Alaska. Action limits for required tests are the lower of any conflicting state regulations.

**Decision Rule:** Statements of conformity (e.g. Pass/Fail) to specifications are made in this report without taking measurement uncertainty into account. Where statements of conformity are made in this report, the following decision rules are applied: PASS - Results within limits/specifications, FAIL - Results exceed limits/specifications.

**References:** limit of detection (LOD), limit of quantification (LOQ), not detected (ND), not tested (NT), too numerous to count >250 cfu/plate (TNTC), colony-forming unit (cfu)

*Lisi Johnson*  
LQC verified by: Lisi Johnson  
Date: 05/10/2022

*Josh Wurzer*  
Approved by: Josh Wurzer, President  
Date: 05/10/2022





## Cannabinoïd Analysis

Tested by high-performance liquid chromatography with diode-array detection (HPLC-DAD). Calculated using Dry-Weight.

Method: QSP 1157 - Analysis of Cannabinoids by HPLC-DAD

### TOTAL THC: Not Detected

Total THC ( $\Delta^9$ -THC+0.877\*THCa)

### TOTAL CBD: 154.036 mg/unit

Total CBD (CBD+0.877\*CBDa)

### TOTAL CANNABINOIDS: 154.656 mg/unit

Total Cannabinoids (Total THC) + (Total CBD) + (Total CBG) + (Total THCV) + (Total CBC) + (Total CBDV) +  $\Delta^8$ -THC + CBL + CBN

### TOTAL CBG: ND

Total CBG (CBG+0.877\*CBGa)

### TOTAL THCV: ND

Total THCV (THCV+0.877\*THCVa)

### TOTAL CBC: ND

Total CBC (CBC+0.877\*CBCa)

### TOTAL CBDV: 0.620 mg/unit

Total CBDV (CBDV+0.877\*CBDVa)

## CANNABINOID TEST RESULTS - 05/07/2022

COMPOUND	LOD/LOQ (mg/g)	MEASUREMENT UNCERTAINTY (mg/g)	RESULT (mg/g)	RESULT (%)
CBD	0.004 / 0.011	±0.7042	18.880	1.8880
CBDV	0.002 / 0.012	±0.0031	0.076	0.0076
$\Delta^9$ -THC	0.002 / 0.014	N/A	ND	ND
$\Delta^8$ -THC	0.01 / 0.02	N/A	ND	ND
THCa	0.001 / 0.005	N/A	ND	ND
THCV	0.002 / 0.012	N/A	ND	ND
THCVa	0.002 / 0.019	N/A	ND	ND
CBDa	0.001 / 0.026	N/A	ND	ND
CBDVa	0.001 / 0.018	N/A	ND	ND
CBG	0.002 / 0.006	N/A	ND	ND
CBGa	0.002 / 0.007	N/A	ND	ND
CBL	0.003 / 0.010	N/A	ND	ND
CBN	0.001 / 0.007	N/A	ND	ND
CBC	0.003 / 0.010	N/A	ND	ND
CBCa	0.001 / 0.015	N/A	ND	ND
SUM OF CANNABINOIDS			18.956 mg/g	1.8956%

Unit Mass: 8.1587 grams per Unit / Serving Size: 0.5439 grams per Serving

$\Delta^9$ -THC per Unit	ND
$\Delta^9$ -THC per Serving	ND
Total THC per Unit	ND
Total THC per Serving	ND
CBD per Unit	154.036 mg/unit
CBD per Serving	10.269 mg/serving
Total CBD per Unit	154.036 mg/unit
Total CBD per Serving	10.269 mg/serving
Sum of Cannabinoids per Unit	154.656 mg/unit
Sum of Cannabinoids per Serving	10.310 mg/serving
Total Cannabinoids per Unit	154.656 mg/unit
Total Cannabinoids per Serving	10.310 mg/serving

## MOISTURE TEST RESULT

3.4%

Tested 05/06/2022

Method: QSP 1224 - Loss on Drying (Moisture)





## Terpenoid Analysis

Terpene analysis utilizing gas chromatography-flame ionization detection (GC-FID).

**Method:** QSP 1192 - Analysis of Terpenoids by GC-FID

### TERPENOID TEST RESULTS - 05/07/2022

COMPOUND	LOD/LOQ (mg/g)	MEASUREMENT UNCERTAINTY (mg/g)	RESULT (mg/g)	RESULT (%)
Geranyl Acetate	0.004 / 0.014	±0.0006	0.019	0.0019
Geraniol	0.002 / 0.007	±0.0006	0.018	0.0018
Linalool	0.009 / 0.032	N/A	<LOQ	<LOQ
α-Pinene	0.005 / 0.017	N/A	ND	ND
Camphene	0.005 / 0.015	N/A	ND	ND
Sabinene	0.004 / 0.014	N/A	ND	ND
β-Pinene	0.004 / 0.014	N/A	ND	ND
Myrcene	0.008 / 0.025	N/A	ND	ND
α-Phellandrene	0.006 / 0.020	N/A	ND	ND
Δ <sup>3</sup> -Carene	0.005 / 0.018	N/A	ND	ND
α-Terpinene	0.005 / 0.017	N/A	ND	ND
p-Cymene	0.005 / 0.016	N/A	ND	ND
Limonene	0.005 / 0.016	N/A	ND	ND
Eucalyptol	0.006 / 0.018	N/A	ND	ND
β-OCimene	0.006 / 0.020	N/A	ND	ND
γ-Terpinene	0.006 / 0.018	N/A	ND	ND
Sabinene Hydrate	0.006 / 0.022	N/A	ND	ND
Fenchone	0.009 / 0.028	N/A	ND	ND
Terpinolene	0.008 / 0.026	N/A	ND	ND
Fenchol	0.010 / 0.034	N/A	ND	ND
Isopulegol	0.005 / 0.016	N/A	ND	ND
Camphor	0.006 / 0.019	N/A	ND	ND
Isoborneol	0.004 / 0.012	N/A	ND	ND
Borneol	0.005 / 0.016	N/A	ND	ND
Menthol	0.008 / 0.025	N/A	ND	ND
Terpineol	0.009 / 0.031	N/A	ND	ND
Nerol	0.003 / 0.011	N/A	ND	ND
Citronellol	0.003 / 0.010	N/A	ND	ND
Pulegone	0.003 / 0.011	N/A	ND	ND
α-Cedrene	0.005 / 0.016	N/A	ND	ND
β-Caryophyllene	0.004 / 0.012	N/A	ND	ND
trans-β-Farnesene	0.008 / 0.025	N/A	ND	ND
α-Humulene	0.009 / 0.029	N/A	ND	ND
Valencene	0.009 / 0.030	N/A	ND	ND
Nerolidol	0.006 / 0.019	N/A	ND	ND
Caryophyllene Oxide	0.010 / 0.033	N/A	ND	ND
Guaiol	0.009 / 0.030	N/A	ND	ND
Cedrol	0.008 / 0.027	N/A	ND	ND
α-Bisabolol	0.008 / 0.026	N/A	ND	ND
<b>TOTAL TERPENOIDS</b>			<b>0.037 mg/g</b>	<b>0.0037%</b>

#### 1 Geranyl Acetate

A monoterpene ester with a fragrance that can be described as floral, fruity, waxy and herbal. Found in lemongrass, palmarosa, geranium, sassafras, carrot, coriander, bitter orange, Camden woollybutt...etc.

#### 2 Geraniol

A monoterpene alcohol with a fragrance that can be described as floral, sweet, waxy and mildly fruity with a hint of citrus. Honeybees produce and secrete this compound to indicate the location of flowers containing nectar and the entrances to their hives. It is considered a contaminant in wine production. Found in rose, palmarosa, lemongrass, geranium, lemon, catnip tea plant, nutmeg, basil, beebalm, black walnut, bay laurel, wild carrot, cardamom, ginger, incense grass...etc.

#### 3 Linalool

A monoterpene alcohol with a fragrance that can be described as spicy, waxy, citrus and floral. It is commonly used as an insecticide against cockroaches, flies, fleas and other insects. Found in basil, lavender, cinnamon, hops, mugwort, goldenrods...etc.





## Pesticide Analysis

Pesticide and plant growth regulator analysis utilizing high-performance liquid chromatography-mass spectrometry (HPLC-MS) or gas chromatography-mass spectrometry (GC-MS).

\*GC-MS utilized where indicated.

**Method:** QSP 1212 - Analysis of Pesticides and Mycotoxins by LC-MS or QSP 1213 - Analysis of Pesticides by GC-MS

### PESTICIDE TEST RESULTS - 05/07/2022 ✓ PASS

COMPOUND	LOD/LOQ (µg/g)	ACTION LIMIT (µg/g)	MEASUREMENT UNCERTAINTY (µg/g)	RESULT (µg/g)	RESULT
Abamectin	0.032 / 0.097	0.07	N/A	ND	PASS
Acephate	0.006 / 0.018	0.05	N/A	ND	PASS
Acequinocyl	0.009 / 0.027	0.03	N/A	ND	PASS
Acetamiprid	0.016 / 0.049	0.05	N/A	ND	PASS
Aldicarb	0.030 / 0.090	0.1	N/A	ND	PASS
Allethrin	0.030 / 0.092	0.1	N/A	ND	PASS
Atrazine	0.006 / 0.019	0.025	N/A	ND	PASS
Azadirachtin	0.082 / 0.248	0.5	N/A	ND	PASS
Azoxystrobin	0.003 / 0.009	0.01	N/A	ND	PASS
Benzovindiflupyr	0.003 / 0.009	0.01	N/A	ND	PASS
Bifenazate	0.003 / 0.009	0.01	N/A	ND	PASS
Bifenthrin	0.021 / 0.064	0.2	N/A	ND	PASS
Boscalid	0.003 / 0.009	0.01	N/A	ND	PASS
Buprofezin	0.006 / 0.019	0.02	N/A	ND	PASS
Captan	0.045 / 0.135	3	N/A	ND	PASS
Carbaryl	0.007 / 0.020	0.025	N/A	ND	PASS
Carbofuran	0.003 / 0.008	0.01	N/A	ND	PASS
Chlorantraniliprole	0.006 / 0.018	0.02	N/A	ND	PASS
Chlordane*	0.010 / 0.032	0.1	N/A	ND	PASS
Chlorfenapyr*	0.005 / 0.015	0.1	N/A	ND	PASS
Chlormequat chloride	0.022 / 0.066	3	N/A	ND	PASS
Chlorpyrifos	0.013 / 0.039	0.04	N/A	ND	PASS
Clofentezine	0.003 / 0.009	0.01	N/A	ND	PASS
Clothianidin	0.008 / 0.025	0.025	N/A	ND	PASS
Coumaphos	0.003 / 0.010	0.01	N/A	ND	PASS
Cyantraniliprole	0.003 / 0.010	0.01	N/A	ND	PASS
Cyfluthrin	0.052 / 0.159	0.1	N/A	ND	PASS
Cypermethrin	0.051 / 0.153	0.3	N/A	ND	PASS
Cyprodinil	0.003 / 0.008	0.01	N/A	ND	PASS
Daminozide	0.026 / 0.077	0.1	N/A	ND	PASS
Deltamethrin	0.059 / 0.180	0.5	N/A	ND	PASS
Diazinon	0.006 / 0.017	0.02	N/A	ND	PASS
Dichlorvos (DDVP)	0.012 / 0.038	0.1	N/A	ND	PASS
Dimethoate	0.003 / 0.009	0.1	N/A	ND	PASS
Dimethomorph	0.016 / 0.050	0.05	N/A	ND	PASS
Dinotefuran	0.010 / 0.030	0.05	N/A	ND	PASS
Diuron	0.013 / 0.040	0.125	N/A	ND	PASS
Dodemorph	0.012 / 0.035	0.05	N/A	ND	PASS
Endosulfan sulfate	0.016 / 0.048	0.05	N/A	ND	PASS
Endosulfan-α*	0.004 / 0.014	0.2	N/A	ND	PASS
Endosulfan-β*	0.006 / 0.019	0.05	N/A	ND	PASS

Continued on next page




**Pesticide Analysis** *Continued*

PESTICIDE TEST RESULTS - 05/07/2022 *continued* ✔ PASS

COMPOUND	LOD/LOQ (µg/g)	ACTION LIMIT (µg/g)	MEASUREMENT UNCERTAINTY (µg/g)	RESULT (µg/g)	RESULT
Ethoprophos	0.003 / 0.009	0.01	N/A	ND	PASS
Etofenprox	0.014 / 0.042	0.05	N/A	ND	PASS
Etoxazole	0.007 / 0.020	0.01	N/A	ND	PASS
Etridiazole*	0.002 / 0.005	0.03	N/A	ND	PASS
Fenhexamid	0.003 / 0.008	0.125	N/A	ND	PASS
Fenoxycarb	0.003 / 0.010	0.01	N/A	ND	PASS
Fenpyroximate	0.007 / 0.020	0.2	N/A	ND	PASS
Fensulfothion	0.003 / 0.010	0.01	N/A	ND	PASS
Fenthion	0.003 / 0.010	0.01	N/A	ND	PASS
Fenvalerate	0.033 / 0.099	0.1	N/A	ND	PASS
Fipronil	0.003 / 0.010	0.01	N/A	ND	PASS
Flonicamid	0.007 / 0.022	0.025	N/A	ND	PASS
Fludioxonil	0.003 / 0.010	0.01	N/A	ND	PASS
Fluopyram	0.003 / 0.009	0.01	N/A	ND	PASS
Hexythiazox	0.003 / 0.010	0.01	N/A	ND	PASS
Imazalil	0.003 / 0.009	0.01	N/A	ND	PASS
Imidacloprid	0.003 / 0.010	0.01	N/A	ND	PASS
Iprodione	0.077 / 0.233	0.5	N/A	ND	PASS
Kinoprene	0.077 / 0.233	0.5	N/A	ND	PASS
Kresoxim-methyl	0.006 / 0.019	0.02	N/A	ND	PASS
λ-Cyhalothrin	0.068 / 0.206	0.25	N/A	ND	PASS
Malathion	0.003 / 0.009	0.02	N/A	ND	PASS
Metalaxyl	0.003 / 0.010	0.02	N/A	ND	PASS
Methiocarb	0.003 / 0.008	0.02	N/A	ND	PASS
Methomyl	0.008 / 0.025	0.05	N/A	ND	PASS
Methoprene	0.172 / 0.521	2	N/A	ND	PASS
Mevinphos	0.008 / 0.024	0.025	N/A	ND	PASS
MGK-264	0.015 / 0.047	0.05	N/A	ND	PASS
Myclobutanil	0.003 / 0.009	0.01	N/A	ND	PASS
Naled	0.021 / 0.064	0.1	N/A	ND	PASS
Novaluron	0.002 / 0.005	0.025	N/A	ND	PASS
Oxamyl	0.017 / 0.051	0.5	N/A	ND	PASS
Paclobutrazol	0.003 / 0.010	0.01	N/A	ND	PASS
Parathion-methyl	0.016 / 0.050	0.05	N/A	ND	PASS
Pentachloronitrobenzene*	0.004 / 0.012	0.02	N/A	ND	PASS
Permethrin	0.056 / 0.168	0.04	N/A	ND	PASS
Phenothrin	0.016 / 0.047	0.05	N/A	ND	PASS
Phosmet	0.007 / 0.020	0.02	N/A	ND	PASS
Piperonyl Butoxide	0.010 / 0.029	0.2	N/A	ND	PASS
Pirimicarb	0.003 / 0.009	0.01	N/A	ND	PASS
Prallethrin	0.015 / 0.046	0.05	N/A	ND	PASS

Continued on next page





## Pesticide Analysis *Continued*

PESTICIDE TEST RESULTS - 05/07/2022 *continued* ✔ PASS

COMPOUND	LOD/LOQ (µg/g)	ACTION LIMIT (µg/g)	MEASUREMENT UNCERTAINTY (µg/g)	RESULT (µg/g)	RESULT
Propiconazole	0.027 / 0.080	0.1	N/A	ND	PASS
Propoxur	0.003 / 0.008	0.01	N/A	ND	PASS
Pyraclostrobin	0.003 / 0.010	0.01	N/A	ND	PASS
Pyrethrins	0.016 / 0.049	0.05	N/A	ND	PASS
Pyridaben	0.005 / 0.017	0.02	N/A	ND	PASS
Pyriproxyfen	0.003 / 0.009	0.01	N/A	ND	PASS
Resmethrin	0.013 / 0.039	0.05	N/A	ND	PASS
Spinetoram	0.003 / 0.010	0.01	N/A	ND	PASS
Spinosad	0.003 / 0.010	0.01	N/A	ND	PASS
Spirodiclofen	0.031 / 0.093	0.25	N/A	ND	PASS
Spiromesifen	0.016 / 0.050	0.03	N/A	ND	PASS
Spirotetramat	0.003 / 0.010	0.01	N/A	ND	PASS
Spiroxamine	0.020 / 0.062	0.1	N/A	ND	PASS
Tebuconazole	0.003 / 0.010	0.01	N/A	ND	PASS
Tebufenozide	0.003 / 0.008	0.01	N/A	ND	PASS
Teflubenzuron	0.007 / 0.022	0.025	N/A	ND	PASS
Tetrachlorvinphos	0.003 / 0.008	0.01	N/A	ND	PASS
Tetramethrin	0.021 / 0.063	0.1	N/A	ND	PASS
Thiabendazole	0.006 / 0.020	0.02	N/A	ND	PASS
Thiacloprid	0.003 / 0.009	0.01	N/A	ND	PASS
Thiamethoxam	0.003 / 0.010	0.01	N/A	ND	PASS
Thiophanate-methyl	0.013 / 0.040	0.05	N/A	ND	PASS
Trifloxystrobin	0.003 / 0.009	0.02	N/A	ND	PASS



## Mycotoxin Analysis

Mycotoxin analysis utilizing high-performance liquid chromatography-mass spectrometry (HPLC-MS).

**Method:** QSP 1212 - Analysis of Pesticides and Mycotoxins by LC-MS

MYCOTOXIN TEST RESULTS - 05/07/2022 ✔ PASS

COMPOUND	LOD/LOQ (µg/kg)	ACTION LIMIT (µg/kg)	MEASUREMENT UNCERTAINTY (µg/kg)	RESULT (µg/kg)	RESULT
Aflatoxin B1	1.6 / 5.0	5	N/A	ND	PASS
Aflatoxin B2	1.4 / 4.1	20	N/A	ND	PASS
Aflatoxin G1	1.6 / 4.9	20	N/A	ND	PASS
Aflatoxin G2	1.6 / 5.0	20	N/A	ND	PASS
Total Aflatoxin		20		ND	PASS
Ochratoxin A	1.6 / 5.0	5	N/A	ND	PASS





## Residual Solvents Analysis

Residual Solvent analysis utilizing gas chromatography-mass spectrometry (GC-MS).

**Method:** QSP 1204 - Analysis of Residual Solvents by GC-MS

**Total Butanes** = n-Butane + 2-Methylpropane (Isobutane)

**Total Pentanes** = n-Pentane + 2-Methylbutane (Isopentane)

**Total Hexanes** = n-Hexane + 2,2-Dimethylbutane (Neohexane) + 2,3-Dimethylbutane / 2-Methylpentane (Isohexane) + 3-Methylpentane

**Total Heptanes** = 2,2-Dimethylpentane (Neohexptane) + 2,3-Dimethylpentane + 2,4-Dimethylpentane + 3,3-Dimethylpentane + 2,2,3-Trimethylbutane (Triptane) + 2-Methylhexane (Isoheptane) + 3-Methylhexane + 3-Ethylpentane + n-Heptane

**Total Xylenes** = 1,2-Dimethylbenzene (o-Xylene) +

1,3-Dimethylbenzene (m-Xylene) / 1,4-Dimethylbenzene (p-Xylene) + Ethylbenzene

## RESIDUAL SOLVENTS TEST RESULTS - 05/07/2022 ✓ PASS

COMPOUND	LOD/LOQ (µg/g)	ACTION LIMIT (µg/g)	MEASUREMENT UNCERTAINTY (µg/g)	RESULT (µg/g)	RESULT
Propane	0.234 / 0.781	500	N/A	ND	PASS
2-Methylpropane (Isobutane)	0.052 / 0.173	5000	N/A	ND	PASS
n-Butane	0.019 / 0.063	2000	N/A	ND	PASS
Total Butanes		500		ND	PASS
2-Methylbutane (Isopentane)	0.310 / 1.035	5000	N/A	ND	PASS
2,2-Dimethylpropane (Neopentane)	0.035 / 0.117		N/A	ND	
n-Pentane	0.310 / 1.033	1000	N/A	ND	PASS
Total Pentanes		500		ND	PASS
2,2-Dimethylbutane (Neohexane)	9.831 / 32.77	290	N/A	ND	PASS
2,3-Dimethylbutane / 2-Methylpentane	0.381 / 1.271	290	N/A	ND	PASS
3-Methylpentane	0.109 / 0.365	290	N/A	ND	PASS
n-Hexane	0.110 / 0.366	0	N/A	ND	PASS
Total Hexanes		290		ND	PASS
Cyclohexane	0.357 / 1.190	500	N/A	ND	PASS
2,2-Dimethylpentane (Neohexptane)	0.493 / 1.642		N/A	ND	
2,3-Dimethylpentane	1.009 / 3.365		N/A	ND	
2,4-Dimethylpentane	0.737 / 2.458		N/A	ND	
3,3-Dimethylpentane	0.198 / 0.660		N/A	ND	
2,2,3-Trimethylbutane (Triptane)	0.521 / 1.738		N/A	ND	
2-Methylhexane (Isoheptane)	0.610 / 2.034		N/A	ND	
3-Methylhexane	0.235 / 0.785		N/A	ND	
3-Ethylpentane	0.304 / 1.012		N/A	ND	
n-Heptane	13.12 / 43.72	500	N/A	ND	PASS
Total Heptanes		1000		ND	PASS
Cycloheptane	0.597 / 1.989		N/A	ND	
Benzene	0.089 / 0.295	0	N/A	ND	PASS
Toluene	0.115 / 0.382	0	N/A	ND	PASS
Cumene	0.180 / 0.600	70	N/A	ND	PASS
1,3-Dimethylbenzene / 1,4-Dimethylbenzene	0.451 / 1.502	2170	N/A	ND	PASS
1,2-Dimethylbenzene (o-Xylene)	0.387 / 1.289	2170	N/A	ND	PASS
Ethylbenzene	0.370 / 1.233	2170	N/A	ND	PASS
Total Xylenes		217		ND	PASS
Methanol	5.534 / 16.77	500	N/A	<LOQ	PASS
Ethanol	8.984 / 27.23	1000	N/A	ND	PASS
1-Propanol	1.540 / 5.133	5000	N/A	ND	PASS
2-Propanol (Isopropyl Alcohol)	8.421 / 25.52	500	N/A	ND	PASS

Continued on next page





## Residual Solvents Analysis

Continued

RESIDUAL SOLVENTS TEST RESULTS - 05/07/2022 *continued* ✔ PASS

COMPOUND	LOD/LOQ (µg/g)	ACTION LIMIT (µg/g)	MEASUREMENT UNCERTAINTY (µg/g)	RESULT (µg/g)	RESULT
1-Butanol	0.475 / 1.582	5000	N/A	ND	PASS
2-Butanol	7.248 / 24.16	5000	N/A	ND	PASS
1-Pentanol	1.461 / 4.869	5000	N/A	ND	PASS
Acetone	9.510 / 28.82	5000	N/A	ND	PASS
2-Butanone	0.169 / 0.564	5000	N/A	ND	PASS
Tetrahydrofuran	0.622 / 2.075	720	N/A	ND	PASS
Ethyl Ether	0.197 / 0.658	5000	N/A	ND	PASS
Ethylene Glycol	3.803 / 12.68	620	N/A	ND	PASS
2-Ethoxyethanol	1.235 / 4.118	160	N/A	ND	PASS
1,2-Dimethoxyethane	2.116 / 7.052	100	N/A	ND	PASS
1,4-Dioxane	0.468 / 1.558	380	N/A	ND	PASS
Ethylene Oxide	0.253 / 0.844	5	N/A	ND	PASS
Ethyl Acetate	1.123 / 3.745	1000	N/A	ND	PASS
Isopropyl Acetate	0.347 / 1.158	5000	N/A	ND	PASS
Chloroform	0.251 / 0.838	1	N/A	ND	PASS
Dichloromethane (Methylene Chloride)	2.651 / 8.838	600	N/A	ND	PASS
Trichloroethylene	0.299 / 0.996	80	N/A	ND	PASS
1,2-Dichloroethane	0.162 / 0.541	5	N/A	ND	PASS
1,1-Dichloroethene	0.185 / 0.616	8	N/A	ND	PASS
1,2-Dichloroethene	0.428 / 1.427	5	N/A	ND	PASS
Sulfolane	47.66 / 158.9	160	N/A	ND	PASS
Dimethyl Sulfoxide	6.168 / 20.56	5000	N/A	ND	PASS
Acetonitrile	1.595 / 4.833	410	N/A	ND	PASS
Pyridine	0.407 / 1.355	100	N/A	ND	PASS
N,N-Dimethylacetamide	0.127 / 0.422	1090	N/A	ND	PASS
N,N-Dimethylformamide	0.946 / 3.153	880	N/A	ND	PASS



## Heavy Metals Analysis

Heavy metal analysis utilizing inductively coupled plasma-mass spectrometry (ICP-MS).

**Method:** QSP 1160 - Analysis of Heavy Metals by ICP-MS

HEAVY METALS TEST RESULTS - 05/06/2022 ✔ PASS

COMPOUND	LOD/LOQ (µg/g)	ACTION LIMIT (µg/g)	MEASUREMENT UNCERTAINTY (µg/g)	RESULT (µg/g)	RESULT
Arsenic	0.02 / 0.1	0.42	±0.00	0.1	PASS
Cadmium	0.02 / 0.05	0.27	N/A	ND	PASS
Lead	0.04 / 0.1	0.5	±0.00	0.2	PASS
Mercury	0.002 / 0.01	0.4	N/A	ND	PASS





## Microbiology Analysis

### PCR AND PLATING

Analysis conducted by polymerase chain reaction (PCR) and fluorescence detection of microbiological contaminants.

**Method:** QSP 1221 - Analysis of Microbiological Contaminants

### MICROBIOLOGY TEST RESULTS (PCR) - 05/10/2022 ✓ PASS

COMPOUND	ACTION LIMIT (cfu/g)	RESULT (cfu/g)	RESULT
Shiga toxin-producing <i>Escherichia coli</i>	Not Detected in 25g	ND	PASS
<i>Salmonella</i> spp.	Not Detected in 25g	ND	PASS
<i>Aspergillus fumigatus</i>	Not Detected in 1g	ND	PASS
<i>Aspergillus flavus</i>	Not Detected in 1g	ND	PASS
<i>Aspergillus niger</i>	Not Detected in 1g	ND	PASS
<i>Aspergillus terreus</i>	Not Detected in 1g	ND	PASS
<i>Candida albicans</i>	Not Detected in 1g	ND	PASS
<i>Campylobacter</i> spp.	Not Detected in 1g	ND	PASS
<i>Yersinia</i> spp.	Not Detected in 1g	ND	PASS
<i>Listeria monocytogenes</i>	Not Detected in 1g	ND	PASS
<i>Pseudomonas aeruginosa</i>	Not Detected in 1g	ND	PASS
Bile-Tolerant Gram-Negative Bacteria	100	ND	PASS
<i>Staphylococcus aureus</i>	Not Detected in 1g	ND	PASS

Analysis conducted by 3M™ Petrifilm™ and plate counts of microbiological contaminants.

**Method:** QSP 6794 - Plating with 3M™ Petrifilm™

### MICROBIOLOGY TEST RESULTS (PLATING) - 05/10/2022 ✓ PASS

COMPOUND	ACTION LIMIT (cfu/g)	RESULT (cfu/g)	RESULT
Total Aerobic Bacteria		8000.0	
Total Yeast and Mold		ND	
Total Enterobacteriaceae	1000	ND	PASS
<i>Escherichia coli</i>	Not Detected in 10g	ND	PASS
Coliforms	100	ND	PASS



## Foreign Material Analysis

Visual analysis includes, but is not limited to, sand, soil, cinders, dirt, mold, hair, insect fragments, and mammalian excreta.

**Method:** QSP 1226 - Analysis of Foreign Material in Cannabis and Cannabis Products

### FOREIGN MATERIAL TEST RESULTS - 05/06/2022 ✓ PASS

COMPOUND	ACTION LIMIT	RESULT
Total Sample Area Covered by Sand, Soil, Cinders, or Dirt	>25%	PASS
Total Sample Area Covered by Mold	>25%	PASS
Total Sample Area Covered by an Imbedded Foreign Material	>25%	PASS
Insect Fragment Count	> 1 per 3 grams	PASS
Hair Count	> 1 per 3 grams	PASS
Mammalian Excreta Count	> 1 per 3 grams	PASS





## Water Activity Analysis

**Method:** QSP 1227 - Analysis of Water Activity in Cannabis and Cannabis Products

WATER ACTIVITY TEST RESULTS - 05/06/2022 ✓ PASS

COMPOUND	ACTION LIMIT (Aw)	MEASUREMENT UNCERTAINTY (Aw)	RESULT (Aw)	RESULT
Water Activity	0.86	±0.01390	0.2854	PASS

sc labs™



### SAMPLE NAME: Cannadips CBD - GDP

Infused, Non-Inhalable

### CULTIVATOR / MANUFACTURER

Business Name:

License Number:

Address:

### DISTRIBUTOR / TESTED FOR

Business Name: Boldt Runners Corporation

License Number:

Address: 4665 West End Rd.  
Arcata CA 95521



### SAMPLE DETAIL

Batch Number: 1GDP001

Sample ID: 220712M018

Date Collected: 07/12/2022

Date Received: 07/13/2022

Batch Size:

Sample Size: 8.0 grams

Unit Mass: 8.6471 grams per Unit

Serving Size: 0.5765 grams per Serving



Scan QR code to verify authenticity of results.

### CANNABINOID ANALYSIS - SUMMARY

CALCULATED USING DRY-WEIGHT

Total THC: **Not Detected**

Total CBD: **162.185 mg/unit**

Sum of Cannabinoids: **162.834 mg/unit**

Total Cannabinoids: **162.834 mg/unit**

Total THC/CBD is calculated using the following formulas to take into account the loss of a carboxyl group during the decarboxylation step:

Total THC =  $\Delta^9\text{-THC} + (\text{THCa} \times 0.877)$

Total CBD =  $\text{CBD} + (\text{CBDa} \times 0.877)$

Sum of Cannabinoids =  $\Delta^9\text{-THC} + \text{THCa} + \text{CBD} + \text{CBDa} + \text{CBG} + \text{CBGa} + \text{THCV} + \text{THCVa} + \text{CBC} + \text{CBCa} + \text{CBDV} + \text{CBDVa} + \Delta^8\text{-THC} + \text{CBL} + \text{CBN}$

Total Cannabinoids =  $(\Delta^9\text{-THC} + 0.877 \times \text{THCa}) + (\text{CBD} + 0.877 \times \text{CBDa}) + (\text{CBG} + 0.877 \times \text{CBGa}) + (\text{THCV} + 0.877 \times \text{THCVa}) + (\text{CBC} + 0.877 \times \text{CBCa}) + (\text{CBDV} + 0.877 \times \text{CBDVa}) + \Delta^8\text{-THC} + \text{CBL} + \text{CBN}$

Moisture: **3.1%**

### SAFETY ANALYSIS - SUMMARY

$\Delta^9\text{-THC}$  per Unit: **PASS**

Pesticides: **PASS**

Mycotoxins: **PASS**

Residual Solvents: **PASS**

Heavy Metals: **PASS**

Microbiology (PCR): **PASS**

Microbiology (Plating): **DETECTED**

Foreign Material: **PASS**

Water Activity: **PASS**

For quality assurance purposes. Not a Regulatory Hemp Lab Test Report. These results relate only to the sample included on this report. This report shall not be reproduced, except in full, without written approval of the laboratory.

**Sample Certification:** California Code of Regulations Title 16 Effect Date January 16, 2019. Authority: Section 26013, Business and Professions Code. Reference: Sections 26100, 26104 and 26110, Business and Professions Code.

**Decision Rule:** Statements of conformity (e.g. Pass/Fail) to specifications are made in this report without taking measurement uncertainty into account. Where statements of conformity are made in this report, the following decision rules are applied: PASS - Results within limits/specifications, FAIL - Results exceed limits/specifications.

**References:** limit of detection (LOD), limit of quantification (LOQ), not detected (ND), not tested (NT), too numerous to count >250 cfu/plate (TNTC), colony-forming unit (cfu)

*Carmen Stackhouse*  
LQC verified by: Carmen Stackhouse  
Date: 07/17/2022

*Josh Wurzer*  
Approved by: Josh Wurzer, President  
Date: 07/17/2022





## Cannabinoid Analysis

Tested by high-performance liquid chromatography with diode-array detection (HPLC-DAD). Calculated using Dry-Weight.

**Method:** QSP 1157 - Analysis of Cannabinoids by HPLC-DAD

### TOTAL THC: **Not Detected**

Total THC ( $\Delta^9$ -THC+0.877\*THCa)

### TOTAL CBD: **162.185 mg/unit**

Total CBD (CBD+0.877\*CBDa)

### TOTAL CANNABINOIDS: **162.834 mg/unit**

Total Cannabinoids (Total THC) + (Total CBD) + (Total CBG) + (Total THCV) + (Total CBC) + (Total CBDV) +  $\Delta^8$ -THC + CBL + CBN

### TOTAL CBG: **ND**

Total CBG (CBG+0.877\*CBGa)

### TOTAL THCV: **ND**

Total THCV (THCV+0.877\*THCVa)

### TOTAL CBC: **ND**

Total CBC (CBC+0.877\*CBCa)

### TOTAL CBDV: **0.649 mg/unit**

Total CBDV (CBDV+0.877\*CBDVa)

## CANNABINOID TEST RESULTS - 07/14/2022

COMPOUND	LOD/LOQ (mg/g)	MEASUREMENT UNCERTAINTY (mg/g)	RESULT (mg/g)	RESULT (%)
CBD	0.004 / 0.011	±0.6996	18.756	1.8756
CBDV	0.002 / 0.012	±0.0031	0.075	0.0075
$\Delta^9$ -THC	0.002 / 0.014	N/A	ND	ND
$\Delta^8$ -THC	0.01 / 0.02	N/A	ND	ND
THCa	0.001 / 0.005	N/A	ND	ND
THCV	0.002 / 0.012	N/A	ND	ND
THCVa	0.002 / 0.019	N/A	ND	ND
CBDa	0.001 / 0.026	N/A	ND	ND
CBDVa	0.001 / 0.018	N/A	ND	ND
CBG	0.002 / 0.006	N/A	ND	ND
CBGa	0.002 / 0.007	N/A	ND	ND
CBL	0.003 / 0.010	N/A	ND	ND
CBN	0.001 / 0.007	N/A	ND	ND
CBC	0.003 / 0.010	N/A	ND	ND
CBCa	0.001 / 0.015	N/A	ND	ND
<b>SUM OF CANNABINOIDS</b>			<b>18.831 mg/g</b>	<b>1.8831%</b>

## Unit Mass: 8.6471 grams per Unit / Serving Size: 0.5765 grams per Serving

$\Delta^9$ -THC per Unit	1100 per-package limit	ND	PASS
$\Delta^9$ -THC per Serving		ND	
Total THC per Unit		ND	
Total THC per Serving		ND	
CBD per Unit		162.185 mg/unit	
CBD per Serving		10.813 mg/serving	
Total CBD per Unit		162.185 mg/unit	
Total CBD per Serving		10.813 mg/serving	
Sum of Cannabinoids per Unit		162.834 mg/unit	
Sum of Cannabinoids per Serving		10.856 mg/serving	
Total Cannabinoids per Unit		162.834 mg/unit	
Total Cannabinoids per Serving		10.856 mg/serving	

## MOISTURE TEST RESULT

3.1%

Tested 07/14/2022

**Method:** QSP 1224 - Loss on Drying (Moisture)





## Pesticide Analysis

Pesticide and plant growth regulator analysis utilizing high-performance liquid chromatography-mass spectrometry (HPLC-MS) or gas chromatography-mass spectrometry (GC-MS).

\*GC-MS utilized where indicated.

**Method:** QSP 1212 - Analysis of Pesticides and Mycotoxins by LC-MS or QSP 1213 - Analysis of Pesticides by GC-MS

### PESTICIDE TEST RESULTS - 07/15/2022 ✓ PASS

COMPOUND	LOD/LOQ (µg/g)	ACTION LIMIT (µg/g)	MEASUREMENT UNCERTAINTY (µg/g)	RESULT (µg/g)	RESULT
Abamectin	0.032 / 0.097	0.3	N/A	ND	PASS
Acephate	0.006 / 0.018	5	N/A	ND	PASS
Acequinocyl	0.009 / 0.027	4	N/A	ND	PASS
Acetamiprid	0.016 / 0.049	5	N/A	ND	PASS
Aldicarb	0.030 / 0.090	≥ LOD	N/A	ND	PASS
Allethrin	0.030 / 0.092		N/A	ND	
Atrazine	0.006 / 0.019		N/A	ND	
Azadirachtin	0.082 / 0.248		N/A	ND	
Azoxystrobin	0.003 / 0.009	40	N/A	ND	PASS
Benzovindiflupyr	0.003 / 0.009		N/A	ND	
Bifenazate	0.003 / 0.009	5	N/A	ND	PASS
Bifenthrin	0.021 / 0.064	0.5	N/A	ND	PASS
Boscalid	0.003 / 0.009	10	N/A	ND	PASS
Buprofezin	0.006 / 0.019		N/A	ND	
Captan	0.045 / 0.135	5	N/A	ND	PASS
Carbaryl	0.007 / 0.020	0.5	N/A	ND	PASS
Carbofuran	0.003 / 0.008	≥ LOD	N/A	ND	PASS
Chlorantraniliprole	0.006 / 0.018	40	N/A	ND	PASS
Chlordane*	0.010 / 0.032	≥ LOD	N/A	ND	PASS
Chlorfenapyr*	0.005 / 0.015	≥ LOD	N/A	ND	PASS
Chlormequat chloride	0.022 / 0.066		N/A	ND	
Chlorpyrifos	0.013 / 0.039	≥ LOD	N/A	ND	PASS
Clofentezine	0.003 / 0.009	0.5	N/A	ND	PASS
Clothianidin	0.008 / 0.025		N/A	ND	
Coumaphos	0.003 / 0.010	≥ LOD	N/A	ND	PASS
Cyantraniliprole	0.003 / 0.010		N/A	ND	
Cyfluthrin	0.052 / 0.159	1	N/A	ND	PASS
Cypermethrin	0.051 / 0.153	1	N/A	ND	PASS
Cyprodinil	0.003 / 0.008		N/A	ND	
Daminozide	0.026 / 0.077	≥ LOD	N/A	ND	PASS
Deltamethrin	0.059 / 0.180		N/A	ND	
Diazinon	0.006 / 0.017	0.2	N/A	ND	PASS
Dichlorvos (DDVP)	0.012 / 0.038	≥ LOD	N/A	ND	PASS
Dimethoate	0.003 / 0.009	≥ LOD	N/A	ND	PASS
Dimethomorph	0.016 / 0.050	20	N/A	ND	PASS
Dinotefuran	0.010 / 0.030		N/A	ND	
Diuron	0.013 / 0.040		N/A	ND	
Dodemorph	0.012 / 0.035		N/A	ND	
Endosulfan sulfate	0.016 / 0.048		N/A	ND	
Endosulfan-α*	0.004 / 0.014		N/A	ND	
Endosulfan-β*	0.006 / 0.019		N/A	ND	

Continued on next page




**Pesticide Analysis** *Continued*

PESTICIDE TEST RESULTS - 07/15/2022 *continued* ✔ PASS

COMPOUND	LOD/LOQ (µg/g)	ACTION LIMIT (µg/g)	MEASUREMENT UNCERTAINTY (µg/g)	RESULT (µg/g)	RESULT
Ethoprophos	0.003 / 0.009	≥ LOD	N/A	ND	PASS
Etofenprox	0.014 / 0.042	≥ LOD	N/A	ND	PASS
Etoxazole	0.007 / 0.020	1.5	N/A	ND	PASS
Etridiazole*	0.002 / 0.005		N/A	ND	
Fenhexamid	0.003 / 0.008	10	N/A	ND	PASS
Fenoxycarb	0.003 / 0.010	≥ LOD	N/A	ND	PASS
Fenpyroximate	0.007 / 0.020	2	N/A	ND	PASS
Fensulfothion	0.003 / 0.010		N/A	ND	
Fenthion	0.003 / 0.010		N/A	ND	
Fenvalerate	0.033 / 0.099		N/A	ND	
Fipronil	0.003 / 0.010	≥ LOD	N/A	ND	PASS
Flonicamid	0.007 / 0.022	2	N/A	ND	PASS
Fludioxonil	0.003 / 0.010	30	N/A	ND	PASS
Fluopyram	0.003 / 0.009		N/A	ND	
Hexythiazox	0.003 / 0.010	2	N/A	ND	PASS
Imazalil	0.003 / 0.009	≥ LOD	N/A	ND	PASS
Imidacloprid	0.003 / 0.010	3	N/A	ND	PASS
Iprodione	0.077 / 0.233		N/A	ND	
Kinoprene	0.077 / 0.233		N/A	ND	
Kresoxim-methyl	0.006 / 0.019	1	N/A	ND	PASS
λ-Cyhalothrin	0.068 / 0.206		N/A	ND	
Malathion	0.003 / 0.009	5	N/A	ND	PASS
Metalaxyl	0.003 / 0.010	15	N/A	ND	PASS
Methiocarb	0.003 / 0.008	≥ LOD	N/A	ND	PASS
Methomyl	0.008 / 0.025	0.1	N/A	ND	PASS
Methoprene	0.172 / 0.521		N/A	ND	
Mevinphos	0.008 / 0.024	≥ LOD	N/A	ND	PASS
MGK-264	0.015 / 0.047		N/A	ND	
Myclobutanil	0.003 / 0.009	9	N/A	ND	PASS
Naled	0.021 / 0.064	0.5	N/A	ND	PASS
Novaluron	0.002 / 0.005		N/A	ND	
Oxamyl	0.017 / 0.051	0.2	N/A	ND	PASS
Paclobutrazol	0.003 / 0.010	≥ LOD	N/A	ND	PASS
Parathion-methyl	0.016 / 0.050	≥ LOD	N/A	ND	PASS
Pentachloronitrobenzene*	0.004 / 0.012	0.2	N/A	ND	PASS
Permethrin	0.056 / 0.168	20	N/A	ND	PASS
Phenothrin	0.016 / 0.047		N/A	ND	
Phosmet	0.007 / 0.020	0.2	N/A	ND	PASS
Piperonyl Butoxide	0.010 / 0.029	8	N/A	ND	PASS
Pirimicarb	0.003 / 0.009		N/A	ND	
Prallethrin	0.015 / 0.046	0.4	N/A	ND	PASS

Continued on next page





## Pesticide Analysis *Continued*

PESTICIDE TEST RESULTS - 07/15/2022 *continued* ✓ PASS

COMPOUND	LOD/LOQ (µg/g)	ACTION LIMIT (µg/g)	MEASUREMENT UNCERTAINTY (µg/g)	RESULT (µg/g)	RESULT
Propiconazole	0.027 / 0.080	20	N/A	ND	PASS
Propoxur	0.003 / 0.008	≥ LOD	N/A	ND	PASS
Pyraclostrobin	0.003 / 0.010		N/A	ND	
Pyrethrins	0.016 / 0.049	1	N/A	ND	PASS
Pyridaben	0.005 / 0.017	3	N/A	ND	PASS
Pyriproxyfen	0.003 / 0.009		N/A	ND	
Resmethrin	0.013 / 0.039		N/A	ND	
Spinetoram	0.003 / 0.010	3	N/A	ND	PASS
Spinosad	0.003 / 0.010	3	N/A	ND	PASS
Spirodiclofen	0.031 / 0.093		N/A	ND	
Spiromesifen	0.016 / 0.050	12	N/A	ND	PASS
Spirotetramat	0.003 / 0.010	13	N/A	ND	PASS
Spiroxamine	0.020 / 0.062	≥ LOD	N/A	ND	PASS
Tebuconazole	0.003 / 0.010	2	N/A	ND	PASS
Tebufenozide	0.003 / 0.008		N/A	ND	
Teflubenzuron	0.007 / 0.022		N/A	ND	
Tetrachlorvinphos	0.003 / 0.008		N/A	ND	
Tetramethrin	0.021 / 0.063		N/A	ND	
Thiabendazole	0.006 / 0.020		N/A	ND	
Thiacloprid	0.003 / 0.009	≥ LOD	N/A	ND	PASS
Thiamethoxam	0.003 / 0.010	4.5	N/A	ND	PASS
Thiophanate-methyl	0.013 / 0.040		N/A	ND	
Trifloxystrobin	0.003 / 0.009	30	N/A	ND	PASS



## Mycotoxin Analysis

Mycotoxin analysis utilizing high-performance liquid chromatography-mass spectrometry (HPLC-MS).

**Method:** QSP 1212 - Analysis of Pesticides and Mycotoxins by LC-MS

MYCOTOXIN TEST RESULTS - 07/15/2022 ✓ PASS

COMPOUND	LOD/LOQ (µg/kg)	ACTION LIMIT (µg/kg)	MEASUREMENT UNCERTAINTY (µg/kg)	RESULT (µg/kg)	RESULT
Aflatoxin B1	1.6 / 5.0		N/A	ND	
Aflatoxin B2	1.4 / 4.1		N/A	ND	
Aflatoxin G1	1.6 / 4.9		N/A	ND	
Aflatoxin G2	1.6 / 5.0		N/A	ND	
Total Aflatoxin		20		ND	PASS
Ochratoxin A	1.6 / 5.0	20	N/A	ND	PASS





## Residual Solvents Analysis

Residual Solvent analysis utilizing gas chromatography-mass spectrometry (GC-MS).

**Method:** QSP 1204 - Analysis of Residual Solvents by GC-MS

**Total Butanes** = n-Butane + 2-Methylpropane (Isobutane)

**Total Pentanes** = n-Pentane + 2-Methylbutane (Isopentane)

**Total Hexanes** = n-Hexane + 2,2-Dimethylbutane (Neohexane) + 2,3-Dimethylbutane / 2-Methylpentane (Isohexane) + 3-Methylpentane

**Total Heptanes** = 2,2-Dimethylpentane (Neohexptane) + 2,3-Dimethylpentane + 2,4-Dimethylpentane + 3,3-Dimethylpentane + 2,2,3-Trimethylbutane (Triptane) + 2-Methylhexane (Isoheptane) + 3-Methylhexane + 3-Ethylpentane + n-Heptane

**Total Xylenes** = 1,2-Dimethylbenzene (o-Xylene) +

1,3-Dimethylbenzene (m-Xylene) / 1,4-Dimethylbenzene (p-Xylene) + Ethylbenzene

## RESIDUAL SOLVENTS TEST RESULTS - 07/15/2022 ✓ PASS

COMPOUND	LOD/LOQ (µg/g)	ACTION LIMIT (µg/g)	MEASUREMENT UNCERTAINTY (µg/g)	RESULT (µg/g)	RESULT
Propane	0.234 / 0.781	5000	N/A	ND	PASS
2-Methylpropane (Isobutane)	0.052 / 0.173		N/A	ND	
n-Butane	0.019 / 0.063	5000	N/A	ND	PASS
Total Butanes				ND	
2-Methylbutane (Isopentane)	0.310 / 1.035		N/A	ND	
2,2-Dimethylpropane (Neopentane)	0.035 / 0.117		N/A	ND	
n-Pentane	0.310 / 1.033	5000	N/A	ND	PASS
Total Pentanes				ND	
2,2-Dimethylbutane (Neohexane)	9.831 / 32.77		N/A	ND	
2,3-Dimethylbutane / 2-Methylpentane	0.381 / 1.271		N/A	ND	
3-Methylpentane	0.109 / 0.365		N/A	ND	
n-Hexane	0.110 / 0.366	290	N/A	ND	PASS
Total Hexanes				ND	
Cyclohexane	0.357 / 1.190		N/A	ND	
2,2-Dimethylpentane (Neohexptane)	0.493 / 1.642		N/A	ND	
2,3-Dimethylpentane	1.009 / 3.365		N/A	ND	
2,4-Dimethylpentane	0.737 / 2.458		N/A	ND	
3,3-Dimethylpentane	0.198 / 0.660		N/A	ND	
2,2,3-Trimethylbutane (Triptane)	0.521 / 1.738		N/A	ND	
2-Methylhexane (Isoheptane)	0.610 / 2.034		N/A	ND	
3-Methylhexane	0.235 / 0.785		N/A	ND	
3-Ethylpentane	0.304 / 1.012		N/A	ND	
n-Heptane	13.12 / 43.72	5000	N/A	ND	PASS
Total Heptanes				ND	
Cycloheptane	0.597 / 1.989		N/A	ND	
Benzene	0.089 / 0.295	1	N/A	ND	PASS
Toluene	0.115 / 0.382	890	N/A	ND	PASS
Cumene	0.180 / 0.600		N/A	ND	
1,3-Dimethylbenzene / 1,4-Dimethylbenzene	0.451 / 1.502		N/A	ND	
1,2-Dimethylbenzene (o-Xylene)	0.387 / 1.289		N/A	ND	
Ethylbenzene	0.370 / 1.233		N/A	ND	
Total Xylenes		2170		ND	PASS
Methanol	5.534 / 16.77	3000	±0.247	19.00	PASS
Ethanol	8.984 / 27.23	5000	N/A	<LOQ	PASS
1-Propanol	1.540 / 5.133		N/A	ND	
2-Propanol (Isopropyl Alcohol)	8.421 / 25.52	5000	N/A	ND	PASS

Continued on next page





## Residual Solvents Analysis

Continued

RESIDUAL SOLVENTS TEST RESULTS - 07/15/2022 *continued* ✔ PASS

COMPOUND	LOD/LOQ (µg/g)	ACTION LIMIT (µg/g)	MEASUREMENT UNCERTAINTY (µg/g)	RESULT (µg/g)	RESULT
1-Butanol	0.475 / 1.582		N/A	<LOQ	
2-Butanol	7.248 / 24.16		N/A	ND	
1-Pentanol	1.461 / 4.869		N/A	ND	
Acetone	9.510 / 28.82	5000	N/A	ND	PASS
2-Butanone	0.169 / 0.564		N/A	ND	
Tetrahydrofuran	0.622 / 2.075		N/A	ND	
Ethyl Ether	0.197 / 0.658	5000	N/A	ND	PASS
Ethylene Glycol	3.803 / 12.68		N/A	ND	
2-Ethoxyethanol	1.235 / 4.118		N/A	ND	
1,2-Dimethoxyethane	2.116 / 7.052		N/A	ND	
1,4-Dioxane	0.468 / 1.558		N/A	ND	
Ethylene Oxide	0.253 / 0.844	1	N/A	ND	PASS
Ethyl Acetate	1.123 / 3.745	5000	N/A	ND	PASS
Isopropyl Acetate	0.347 / 1.158		N/A	ND	
Chloroform	0.251 / 0.838	1	N/A	ND	PASS
Dichloromethane (Methylene Chloride)	2.651 / 8.838	1	N/A	ND	PASS
Trichloroethylene	0.299 / 0.996	1	N/A	ND	PASS
1,2-Dichloroethane	0.162 / 0.541	1	N/A	ND	PASS
1,1-Dichloroethene	0.185 / 0.616		N/A	ND	
1,2-Dichloroethene	0.428 / 1.427		N/A	ND	
Sulfolane	47.66 / 158.9		N/A	ND	
Dimethyl Sulfoxide	6.168 / 20.56		N/A	ND	
Acetonitrile	1.595 / 4.833	410	N/A	ND	PASS
Pyridine	0.407 / 1.355		N/A	ND	
N,N-Dimethylacetamide	0.127 / 0.422		N/A	ND	
N,N-Dimethylformamide	0.946 / 3.153		N/A	ND	



## Heavy Metals Analysis

Heavy metal analysis utilizing inductively coupled plasma-mass spectrometry (ICP-MS).

**Method:** QSP 1160 - Analysis of Heavy Metals by ICP-MS

HEAVY METALS TEST RESULTS - 07/13/2022 ✔ PASS

COMPOUND	LOD/LOQ (µg/g)	ACTION LIMIT (µg/g)	MEASUREMENT UNCERTAINTY (µg/g)	RESULT (µg/g)	RESULT
Arsenic	0.02 / 0.1	1.5	±0.00	0.1	PASS
Cadmium	0.02 / 0.05	0.5	N/A	ND	PASS
Lead	0.04 / 0.1	0.5	±0.00	0.3	PASS
Mercury	0.002 / 0.01	3	N/A	ND	PASS





## Microbiology Analysis

### PCR AND PLATING

Analysis conducted by polymerase chain reaction (PCR) and fluorescence detection of microbiological contaminants.

**Method:** QSP 1221 - Analysis of Microbiological Contaminants

*Exclusions<sup>1</sup> see last page*

### MICROBIOLOGY TEST RESULTS (PCR) - 07/16/2022 ✓ PASS

COMPOUND	ACTION LIMIT (cfu/g)	RESULT (cfu/g)	RESULT
Shiga toxin-producing <i>Escherichia coli</i>	Not Detected in 25g	ND	PASS
<i>Salmonella</i> spp.	Not Detected in 25g	ND	PASS
<i>Aspergillus fumigatus</i>	Not Detected in 1g	ND	PASS
<i>Aspergillus flavus</i>	Not Detected in 1g	ND	PASS
<i>Aspergillus niger</i>	Not Detected in 1g	ND	PASS
<i>Aspergillus terreus</i>	Not Detected in 1g	ND	PASS
<i>Candida albicans</i>		ND	
<i>Campylobacter</i> spp.		ND	
<i>Yersinia</i> spp.		ND	
<i>Listeria monocytogenes</i>		ND	
<i>Pseudomonas aeruginosa</i>		ND	
Bile-Tolerant Gram-Negative Bacteria		ND	
<i>Staphylococcus aureus</i>		ND	

Analysis conducted by 3M™ Petrifilm™ and plate counts of microbiological contaminants.

**Method:** QSP 6794 - Plating with 3M™ Petrifilm™

### MICROBIOLOGY TEST RESULTS (PLATING) - 07/16/2022 DETECTED

COMPOUND	RESULT (cfu/g)
Total Aerobic Bacteria	8300.0
Total Yeast and Mold	10.0
Total Enterobacteriaceae	ND
<i>Escherichia coli</i>	ND
Coliforms	ND



## Foreign Material Analysis

Visual analysis includes, but is not limited to, sand, soil, cinders, dirt, mold, hair, insect fragments, and mammalian excreta.

**Method:** QSP 1226 - Analysis of Foreign Material in Cannabis and Cannabis Products

### FOREIGN MATERIAL TEST RESULTS - 07/14/2022 ✓ PASS

COMPOUND	ACTION LIMIT	RESULT
Total Sample Area Covered by Sand, Soil, Cinders, or Dirt	>25%	PASS
Total Sample Area Covered by Mold	>25%	PASS
Total Sample Area Covered by an Imbedded Foreign Material	>25%	PASS
Insect Fragment Count	> 1 per 3 grams	PASS
Hair Count	> 1 per 3 grams	PASS
Mammalian Excreta Count	> 1 per 3 grams	PASS





## Water Activity Analysis

**Method:** QSP 1227 - Analysis of Water Activity in Cannabis and Cannabis Products

### WATER ACTIVITY TEST RESULTS - 07/13/2022 ✓ PASS

COMPOUND	ACTION LIMIT (Aw)	MEASUREMENT UNCERTAINTY (Aw)	RESULT (Aw)	RESULT
Water Activity	0.85	±0.01529	0.3139	PASS

#### NOTES

1. Exclusions: Action limit ignored/removed for Total Aerobic Bacteria and Total Yeast and Mold.

sc labs™



### SAMPLE NAME: Cannadips CBD - Citrus

Infused, Non-Inhalable

### CULTIVATOR / MANUFACTURER

Business Name:

License Number:

Address:

### DISTRIBUTOR / TESTED FOR

Business Name: Boldt Runners Corporation

License Number:

Address: 4665 West End Rd.  
Arcata CA 95521

### SAMPLE DETAIL

Batch Number: 1CT011

Sample ID: 220721N017

Date Collected: 07/21/2022

Date Received: 07/22/2022

Batch Size:

Sample Size: 8.0 grams

Unit Mass: 8.6928 grams per Unit

Serving Size: 0.5792 grams per Serving



Scan QR code to verify authenticity of results.

### CANNABINOID ANALYSIS - SUMMARY

CALCULATED USING DRY-WEIGHT

Total THC: **Not Detected**

Total CBD: **163.590 mg/unit**

Sum of Cannabinoids: **164.137 mg/unit**

Total Cannabinoids: **164.138 mg/unit**

Total THC/CBD is calculated using the following formulas to take into account the loss of a carboxyl group during the decarboxylation step:

Total THC =  $\Delta^9\text{-THC} + (\text{THCa} \times 0.877)$

Total CBD =  $\text{CBD} + (\text{CBDa} \times 0.877)$

Sum of Cannabinoids =  $\Delta^9\text{-THC} + \text{THCa} + \text{CBD} + \text{CBDa} + \text{CBG} + \text{CBGa} + \text{THCV} + \text{THCVa} + \text{CBC} + \text{CBCa} + \text{CBDV} + \text{CBDVa} + \Delta^8\text{-THC} + \text{CBL} + \text{CBN}$   
Total Cannabinoids =  $(\Delta^9\text{-THC} + 0.877 \times \text{THCa}) + (\text{CBD} + 0.877 \times \text{CBDa}) + (\text{CBG} + 0.877 \times \text{CBGa}) + (\text{THCV} + 0.877 \times \text{THCVa}) + (\text{CBC} + 0.877 \times \text{CBCa}) + (\text{CBDV} + 0.877 \times \text{CBDVa}) + \Delta^8\text{-THC} + \text{CBL} + \text{CBN}$

Moisture: **3.2%**

### SAFETY ANALYSIS - SUMMARY

$\Delta^9\text{-THC}$  per Unit: **PASS**

Pesticides: **PASS**

Mycotoxins: **PASS**

Residual Solvents: **PASS**

Heavy Metals: **PASS**

Microbiology (PCR): **PASS**

Microbiology (Plating): **DETECTED**

Foreign Material: **PASS**

Water Activity: **PASS**

For quality assurance purposes. Not a Regulatory Hemp Lab Test Report. These results relate only to the sample included on this report. This report shall not be reproduced, except in full, without written approval of the laboratory.

**Sample Certification:** California Code of Regulations Title 16 Effect Date January 16, 2019. Authority: Section 26013, Business and Professions Code. Reference: Sections 26100, 26104 and 26110, Business and Professions Code.

**Decision Rule:** Statements of conformity (e.g. Pass/Fail) to specifications are made in this report without taking measurement uncertainty into account. Where statements of conformity are made in this report, the following decision rules are applied: PASS - Results within limits/specifications, FAIL - Results exceed limits/specifications.

**References:** limit of detection (LOD), limit of quantification (LOQ), not detected (ND), not tested (NT), too numerous to count >250 cfu/plate (TNTC), colony-forming unit (cfu)

*Kelsey Cochran*  
LQC verified by: Kelsey Cochran  
Date: 07/26/2022

*Josh Wurzer*  
Approved by: Josh Wurzer, President  
Date: 07/26/2022





## Cannabinoid Analysis

Tested by high-performance liquid chromatography with diode-array detection (HPLC-DAD). Calculated using Dry-Weight.

Method: QSP 1157 - Analysis of Cannabinoids by HPLC-DAD

### TOTAL THC: Not Detected

Total THC ( $\Delta^9$ -THC+0.877\*THCa)

### TOTAL CBD: 163.590 mg/unit

Total CBD (CBD+0.877\*CBDa)

### TOTAL CANNABINOIDS: 164.138 mg/unit

Total Cannabinoids (Total THC) + (Total CBD) + (Total CBG) + (Total THCV) + (Total CBC) + (Total CBDV) +  $\Delta^8$ -THC + CBL + CBN

### TOTAL CBG: ND

Total CBG (CBG+0.877\*CBGa)

### TOTAL THCV: ND

Total THCV (THCV+0.877\*THCVa)

### TOTAL CBC: ND

Total CBC (CBC+0.877\*CBCa)

### TOTAL CBDV: 0.548 mg/unit

Total CBDV (CBDV+0.877\*CBDVa)

## CANNABINOID TEST RESULTS - 07/23/2022

COMPOUND	LOD/LOQ (mg/g)	MEASUREMENT UNCERTAINTY (mg/g)	RESULT (mg/g)	RESULT (%)
CBD	0.004 / 0.011	$\pm 0.7019$	18.819	1.8819
CBDV	0.002 / 0.012	$\pm 0.0026$	0.063	0.0063
$\Delta^9$ -THC	0.002 / 0.014	N/A	ND	ND
$\Delta^8$ -THC	0.01 / 0.02	N/A	ND	ND
THCa	0.001 / 0.005	N/A	ND	ND
THCV	0.002 / 0.012	N/A	ND	ND
THCVa	0.002 / 0.019	N/A	ND	ND
CBDa	0.001 / 0.026	N/A	ND	ND
CBDVa	0.001 / 0.018	N/A	ND	ND
CBG	0.002 / 0.006	N/A	ND	ND
CBGa	0.002 / 0.007	N/A	ND	ND
CBL	0.003 / 0.010	N/A	ND	ND
CBN	0.001 / 0.007	N/A	ND	ND
CBC	0.003 / 0.010	N/A	ND	ND
CBCa	0.001 / 0.015	N/A	ND	ND
SUM OF CANNABINOIDS			18.882 mg/g	1.8882%

## Unit Mass: 8.6928 grams per Unit / Serving Size: 0.5792 grams per Serving

$\Delta^9$ -THC per Unit	1100 per-package limit	ND	PASS
$\Delta^9$ -THC per Serving		ND	
Total THC per Unit		ND	
Total THC per Serving		ND	
CBD per Unit		163.590 mg/unit	
CBD per Serving		10.900 mg/serving	
Total CBD per Unit		163.590 mg/unit	
Total CBD per Serving		10.900 mg/serving	
Sum of Cannabinoids per Unit		164.137 mg/unit	
Sum of Cannabinoids per Serving		10.936 mg/serving	
Total Cannabinoids per Unit		164.138 mg/unit	
Total Cannabinoids per Serving		10.936 mg/serving	

## MOISTURE TEST RESULT

3.2%

Tested 07/23/2022

Method: QSP 1224 - Loss on Drying (Moisture)





## Pesticide Analysis

Pesticide and plant growth regulator analysis utilizing high-performance liquid chromatography-mass spectrometry (HPLC-MS) or gas chromatography-mass spectrometry (GC-MS).

\*GC-MS utilized where indicated.

**Method:** QSP 1212 - Analysis of Pesticides and Mycotoxins by LC-MS or QSP 1213 - Analysis of Pesticides by GC-MS

### PESTICIDE TEST RESULTS - 07/23/2022 PASS

COMPOUND	LOD/LOQ (µg/g)	ACTION LIMIT (µg/g)	MEASUREMENT UNCERTAINTY (µg/g)	RESULT (µg/g)	RESULT
Abamectin	0.032 / 0.097	0.3	N/A	ND	PASS
Acephate	0.006 / 0.018	5	N/A	ND	PASS
Acequinocyl	0.009 / 0.027	4	N/A	ND	PASS
Acetamiprid	0.016 / 0.049	5	N/A	ND	PASS
Aldicarb	0.030 / 0.090	≥ LOD	N/A	ND	PASS
Allethrin	0.030 / 0.092		N/A	ND	
Atrazine	0.006 / 0.019		N/A	ND	
Azadirachtin	0.082 / 0.248		N/A	ND	
Azoxystrobin	0.003 / 0.009	40	±0.0004	0.011	PASS
Benzovindiflupyr	0.003 / 0.009		N/A	ND	
Bifenazate	0.003 / 0.009	5	N/A	ND	PASS
Bifenthrin	0.021 / 0.064	0.5	N/A	ND	PASS
Boscalid	0.003 / 0.009	10	N/A	ND	PASS
Buprofezin	0.006 / 0.019		N/A	ND	
Captan	0.045 / 0.135	5	N/A	ND	PASS
Carbaryl	0.007 / 0.020	0.5	N/A	ND	PASS
Carbofuran	0.003 / 0.008	≥ LOD	N/A	ND	PASS
Chlorantraniliprole	0.006 / 0.018	40	N/A	ND	PASS
Chlordane*	0.010 / 0.032	≥ LOD	N/A	ND	PASS
Chlorfenapyr*	0.005 / 0.015	≥ LOD	N/A	ND	PASS
Chlormequat chloride	0.022 / 0.066		N/A	ND	
Chlorpyrifos	0.013 / 0.039	≥ LOD	N/A	ND	PASS
Clofentezine	0.003 / 0.009	0.5	N/A	ND	PASS
Clothianidin	0.008 / 0.025		N/A	ND	
Coumaphos	0.003 / 0.010	≥ LOD	N/A	ND	PASS
Cyantraniliprole	0.003 / 0.010		N/A	ND	
Cyfluthrin	0.052 / 0.159	1	N/A	ND	PASS
Cypermethrin	0.051 / 0.153	1	N/A	ND	PASS
Cyprodinil	0.003 / 0.008		N/A	ND	
Daminozide	0.026 / 0.077	≥ LOD	N/A	ND	PASS
Deltamethrin	0.059 / 0.180		N/A	ND	
Diazinon	0.006 / 0.017	0.2	N/A	ND	PASS
Dichlorvos (DDVP)	0.012 / 0.038	≥ LOD	N/A	ND	PASS
Dimethoate	0.003 / 0.009	≥ LOD	N/A	ND	PASS
Dimethomorph	0.016 / 0.050	20	N/A	ND	PASS
Dinotefuran	0.010 / 0.030		N/A	ND	
Diuron	0.013 / 0.040		N/A	ND	
Dodemorph	0.012 / 0.035		N/A	ND	
Endosulfan sulfate	0.016 / 0.048		N/A	ND	
Endosulfan-α*	0.004 / 0.014		N/A	ND	
Endosulfan-β*	0.006 / 0.019		N/A	ND	

Continued on next page




**Pesticide Analysis** *Continued*

PESTICIDE TEST RESULTS - 07/23/2022 *continued* ✔ PASS

COMPOUND	LOD/LOQ (µg/g)	ACTION LIMIT (µg/g)	MEASUREMENT UNCERTAINTY (µg/g)	RESULT (µg/g)	RESULT
Ethoprophos	0.003 / 0.009	≥ LOD	N/A	ND	PASS
Etofenprox	0.014 / 0.042	≥ LOD	N/A	ND	PASS
Etoxazole	0.007 / 0.020	1.5	N/A	ND	PASS
Etridiazole*	0.002 / 0.005		N/A	ND	
Fenhexamid	0.003 / 0.008	10	N/A	ND	PASS
Fenoxycarb	0.003 / 0.010	≥ LOD	N/A	ND	PASS
Fenpyroximate	0.007 / 0.020	2	N/A	ND	PASS
Fensulfothion	0.003 / 0.010		N/A	ND	
Fenthion	0.003 / 0.010		N/A	ND	
Fenvalerate	0.033 / 0.099		N/A	ND	
Fipronil	0.003 / 0.010	≥ LOD	N/A	ND	PASS
Flonicamid	0.007 / 0.022	2	N/A	ND	PASS
Fludioxonil	0.003 / 0.010	30	N/A	ND	PASS
Fluopyram	0.003 / 0.009		N/A	ND	
Hexythiazox	0.003 / 0.010	2	N/A	ND	PASS
Imazalil	0.003 / 0.009	≥ LOD	N/A	ND	PASS
Imidacloprid	0.003 / 0.010	3	N/A	ND	PASS
Iprodione	0.077 / 0.233		N/A	ND	
Kinoprene	0.077 / 0.233		N/A	ND	
Kresoxim-methyl	0.006 / 0.019	1	N/A	ND	PASS
λ-Cyhalothrin	0.068 / 0.206		N/A	ND	
Malathion	0.003 / 0.009	5	N/A	ND	PASS
Metalaxyl	0.003 / 0.010	15	N/A	ND	PASS
Methiocarb	0.003 / 0.008	≥ LOD	N/A	ND	PASS
Methomyl	0.008 / 0.025	0.1	N/A	ND	PASS
Methoprene	0.172 / 0.521		N/A	ND	
Mevinphos	0.008 / 0.024	≥ LOD	N/A	ND	PASS
MGK-264	0.015 / 0.047		N/A	ND	
Myclobutanil	0.003 / 0.009	9	N/A	ND	PASS
Naled	0.021 / 0.064	0.5	N/A	ND	PASS
Novaluron	0.002 / 0.005		N/A	ND	
Oxamyl	0.017 / 0.051	0.2	N/A	ND	PASS
Paclobutrazol	0.003 / 0.010	≥ LOD	N/A	ND	PASS
Parathion-methyl	0.016 / 0.050	≥ LOD	N/A	ND	PASS
Pentachloronitrobenzene*	0.004 / 0.012	0.2	N/A	ND	PASS
Permethrin	0.056 / 0.168	20	N/A	ND	PASS
Phenothrin	0.016 / 0.047		N/A	ND	
Phosmet	0.007 / 0.020	0.2	N/A	ND	PASS
Piperonyl Butoxide	0.010 / 0.029	8	N/A	ND	PASS
Pirimicarb	0.003 / 0.009		N/A	ND	
Prallethrin	0.015 / 0.046	0.4	N/A	ND	PASS

Continued on next page





## Pesticide Analysis *Continued*

PESTICIDE TEST RESULTS - 07/23/2022 *continued* ✔ PASS

COMPOUND	LOD/LOQ (µg/g)	ACTION LIMIT (µg/g)	MEASUREMENT UNCERTAINTY (µg/g)	RESULT (µg/g)	RESULT
Propiconazole	0.027 / 0.080	20	N/A	ND	PASS
Propoxur	0.003 / 0.008	≥ LOD	N/A	ND	PASS
Pyraclostrobin	0.003 / 0.010		N/A	ND	
Pyrethrins	0.016 / 0.049	1	N/A	ND	PASS
Pyridaben	0.005 / 0.017	3	N/A	ND	PASS
Pyriproxyfen	0.003 / 0.009		N/A	ND	
Resmethrin	0.013 / 0.039		N/A	ND	
Spinetoram	0.003 / 0.010	3	N/A	ND	PASS
Spinosad	0.003 / 0.010	3	N/A	ND	PASS
Spirodiclofen	0.031 / 0.093		N/A	ND	
Spiromesifen	0.016 / 0.050	12	N/A	ND	PASS
Spirotetramat	0.003 / 0.010	13	N/A	ND	PASS
Spiroxamine	0.020 / 0.062	≥ LOD	N/A	ND	PASS
Tebuconazole	0.003 / 0.010	2	N/A	ND	PASS
Tebufenozide	0.003 / 0.008		N/A	ND	
Teflubenzuron	0.007 / 0.022		N/A	ND	
Tetrachlorvinphos	0.003 / 0.008		N/A	ND	
Tetramethrin	0.021 / 0.063		N/A	ND	
Thiabendazole	0.006 / 0.020		N/A	ND	
Thiacloprid	0.003 / 0.009	≥ LOD	N/A	ND	PASS
Thiamethoxam	0.003 / 0.010	4.5	N/A	ND	PASS
Thiophanate-methyl	0.013 / 0.040		N/A	ND	
Trifloxystrobin	0.003 / 0.009	30	N/A	ND	PASS



## Mycotoxin Analysis

Mycotoxin analysis utilizing high-performance liquid chromatography-mass spectrometry (HPLC-MS).

**Method:** QSP 1212 - Analysis of Pesticides and Mycotoxins by LC-MS

MYCOTOXIN TEST RESULTS - 07/23/2022 ✔ PASS

COMPOUND	LOD/LOQ (µg/kg)	ACTION LIMIT (µg/kg)	MEASUREMENT UNCERTAINTY (µg/kg)	RESULT (µg/kg)	RESULT
Aflatoxin B1	1.6 / 5.0		N/A	ND	
Aflatoxin B2	1.4 / 4.1		N/A	ND	
Aflatoxin G1	1.6 / 4.9		N/A	ND	
Aflatoxin G2	1.6 / 5.0		N/A	ND	
Total Aflatoxin		20		ND	PASS
Ochratoxin A	1.6 / 5.0	20	N/A	ND	PASS





## Residual Solvents Analysis

Residual Solvent analysis utilizing gas chromatography-mass spectrometry (GC-MS).

**Method:** QSP 1204 - Analysis of Residual Solvents by GC-MS

**Total Butanes** = n-Butane + 2-Methylpropane (Isobutane)

**Total Pentanes** = n-Pentane + 2-Methylbutane (Isopentane)

**Total Hexanes** = n-Hexane + 2,2-Dimethylbutane (Neohexane) + 2,3-Dimethylbutane / 2-Methylpentane (Isohexane) + 3-Methylpentane

**Total Heptanes** = 2,2-Dimethylpentane (Neohexane) + 2,3-Dimethylpentane + 2,4-Dimethylpentane + 3,3-Dimethylpentane + 2,2,3-Trimethylbutane (Triptane) + 2-Methylhexane (Isoheptane) + 3-Methylhexane + 3-Ethylpentane + n-Heptane

**Total Xylenes** = 1,2-Dimethylbenzene (o-Xylene) + 1,3-Dimethylbenzene (m-Xylene) / 1,4-Dimethylbenzene (p-Xylene) + Ethylbenzene

## RESIDUAL SOLVENTS TEST RESULTS - 07/25/2022 ✓ PASS

COMPOUND	LOD/LOQ (µg/g)	ACTION LIMIT (µg/g)	MEASUREMENT UNCERTAINTY (µg/g)	RESULT (µg/g)	RESULT
Propane	0.234 / 0.781	5000	N/A	ND	PASS
2-Methylpropane (Isobutane)	0.052 / 0.173		N/A	ND	
n-Butane	0.019 / 0.063	5000	N/A	ND	PASS
Total Butanes				ND	
2-Methylbutane (Isopentane)	0.310 / 1.035		N/A	ND	
2,2-Dimethylpropane (Neopentane)	0.035 / 0.117		N/A	ND	
n-Pentane	0.310 / 1.033	5000	N/A	ND	PASS
Total Pentanes				ND	
2,2-Dimethylbutane (Neohexane)	9.831 / 32.77		N/A	ND	
2,3-Dimethylbutane / 2-Methylpentane	0.381 / 1.271		N/A	ND	
3-Methylpentane	0.109 / 0.365		N/A	ND	
n-Hexane	0.110 / 0.366	290	N/A	ND	PASS
Total Hexanes				ND	
Cyclohexane	0.357 / 1.190		N/A	ND	
2,2-Dimethylpentane (Neohexane)	0.493 / 1.642		N/A	ND	
2,3-Dimethylpentane	1.009 / 3.365		N/A	ND	
2,4-Dimethylpentane	0.737 / 2.458		N/A	ND	
3,3-Dimethylpentane	0.198 / 0.660		N/A	ND	
2,2,3-Trimethylbutane (Triptane)	0.521 / 1.738		N/A	ND	
2-Methylhexane (Isoheptane)	0.610 / 2.034		N/A	ND	
3-Methylhexane	0.235 / 0.785		N/A	ND	
3-Ethylpentane	0.304 / 1.012		N/A	ND	
n-Heptane	13.12 / 43.72	5000	N/A	ND	PASS
Total Heptanes				ND	
Cycloheptane	0.597 / 1.989		N/A	ND	
Benzene	0.089 / 0.295	1	N/A	ND	PASS
Toluene	0.115 / 0.382	890	N/A	ND	PASS
Cumene	0.180 / 0.600		N/A	ND	
1,3-Dimethylbenzene / 1,4-Dimethylbenzene	0.451 / 1.502		N/A	ND	
1,2-Dimethylbenzene (o-Xylene)	0.387 / 1.289		N/A	ND	
Ethylbenzene	0.370 / 1.233		N/A	ND	
Total Xylenes		2170		ND	PASS
Methanol	5.534 / 16.77	3000	±0.229	17.65	PASS
Ethanol	8.984 / 27.23	5000	N/A	ND	PASS
1-Propanol	1.540 / 5.133		N/A	ND	
2-Propanol (Isopropyl Alcohol)	8.421 / 25.52	5000	N/A	ND	PASS

Continued on next page





## Residual Solvents Analysis

Continued

RESIDUAL SOLVENTS TEST RESULTS - 07/25/2022 continued ✓ PASS

COMPOUND	LOD/LOQ (µg/g)	ACTION LIMIT (µg/g)	MEASUREMENT UNCERTAINTY (µg/g)	RESULT (µg/g)	RESULT
1-Butanol	0.475 / 1.582		N/A	ND	
2-Butanol	7.248 / 24.16		N/A	ND	
1-Pentanol	1.461 / 4.869		N/A	ND	
Acetone	9.510 / 28.82	5000	N/A	<LOQ	PASS
2-Butanone	0.169 / 0.564		±0.0314	1.496	
Tetrahydrofuran	0.622 / 2.075		N/A	ND	
Ethyl Ether	0.197 / 0.658	5000	N/A	ND	PASS
Ethylene Glycol	3.803 / 12.68		N/A	ND	
2-Ethoxyethanol	1.235 / 4.118		N/A	ND	
1,2-Dimethoxyethane	2.116 / 7.052		N/A	ND	
1,4-Dioxane	0.468 / 1.558		N/A	ND	
Ethylene Oxide	0.253 / 0.844	1	N/A	ND	PASS
Ethyl Acetate	1.123 / 3.745	5000	±0.2584	17.344	PASS
Isopropyl Acetate	0.347 / 1.158		N/A	ND	
Chloroform	0.251 / 0.838	1	N/A	ND	PASS
Dichloromethane (Methylene Chloride)	2.651 / 8.838	1	N/A	ND	PASS
Trichloroethylene	0.299 / 0.996	1	N/A	ND	PASS
1,2-Dichloroethane	0.162 / 0.541	1	N/A	ND	PASS
1,1-Dichloroethene	0.185 / 0.616		N/A	ND	
1,2-Dichloroethene	0.428 / 1.427		N/A	ND	
Sulfolane	47.66 / 158.9		N/A	ND	
Dimethyl Sulfoxide	6.168 / 20.56		N/A	ND	
Acetonitrile	1.595 / 4.833	410	N/A	ND	PASS
Pyridine	0.407 / 1.355		N/A	ND	
N,N-Dimethylacetamide	0.127 / 0.422		N/A	ND	
N,N-Dimethylformamide	0.946 / 3.153		N/A	ND	



## Heavy Metals Analysis

Heavy metal analysis utilizing inductively coupled plasma-mass spectrometry (ICP-MS).

**Method:** QSP 1160 - Analysis of Heavy Metals by ICP-MS

HEAVY METALS TEST RESULTS - 07/23/2022 ✓ PASS

COMPOUND	LOD/LOQ (µg/g)	ACTION LIMIT (µg/g)	MEASUREMENT UNCERTAINTY (µg/g)	RESULT (µg/g)	RESULT
Arsenic	0.02 / 0.1	1.5	±0.00	0.1	PASS
Cadmium	0.02 / 0.05	0.5	N/A	ND	PASS
Lead	0.04 / 0.1	0.5	±0.00	0.2	PASS
Mercury	0.002 / 0.01	3	N/A	ND	PASS





## Microbiology Analysis

### PCR AND PLATING

Analysis conducted by polymerase chain reaction (PCR) and fluorescence detection of microbiological contaminants.

**Method:** QSP 1221 - Analysis of Microbiological Contaminants

*Exclusions<sup>1</sup> see last page*

### MICROBIOLOGY TEST RESULTS (PCR) - 07/26/2022 ✓ PASS

COMPOUND	ACTION LIMIT (cfu/g)	RESULT (cfu/g)	RESULT
Shiga toxin-producing <i>Escherichia coli</i>	Not Detected in 25g	ND	PASS
<i>Salmonella</i> spp.	Not Detected in 25g	ND	PASS
<i>Aspergillus fumigatus</i>	Not Detected in 1g	ND	PASS
<i>Aspergillus flavus</i>	Not Detected in 1g	ND	PASS
<i>Aspergillus niger</i>	Not Detected in 1g	ND	PASS
<i>Aspergillus terreus</i>	Not Detected in 1g	ND	PASS
<i>Candida albicans</i>		ND	
<i>Campylobacter</i> spp.		ND	
<i>Yersinia</i> spp.		ND	
<i>Listeria monocytogenes</i>		ND	
<i>Pseudomonas aeruginosa</i>		ND	
Bile-Tolerant Gram-Negative Bacteria		ND	
<i>Staphylococcus aureus</i>		ND	

Analysis conducted by 3M™ Petrifilm™ and plate counts of microbiological contaminants.

**Method:** QSP 6794 - Plating with 3M™ Petrifilm™

### MICROBIOLOGY TEST RESULTS (PLATING) - 07/26/2022 DETECTED

COMPOUND	RESULT (cfu/g)
Total Aerobic Bacteria	7000.0
Total Yeast and Mold	ND
Total Enterobacteriaceae	ND
<i>Escherichia coli</i>	ND
Coliforms	ND



## Foreign Material Analysis

Visual analysis includes, but is not limited to, sand, soil, cinders, dirt, mold, hair, insect fragments, and mammalian excreta.

**Method:** QSP 1226 - Analysis of Foreign Material in Cannabis and Cannabis Products

### FOREIGN MATERIAL TEST RESULTS - 07/22/2022 ✓ PASS

COMPOUND	ACTION LIMIT	RESULT
Total Sample Area Covered by Sand, Soil, Cinders, or Dirt	>25%	PASS
Total Sample Area Covered by Mold	>25%	PASS
Total Sample Area Covered by an Imbedded Foreign Material	>25%	PASS
Insect Fragment Count	> 1 per 3 grams	PASS
Hair Count	> 1 per 3 grams	PASS
Mammalian Excreta Count	> 1 per 3 grams	PASS





## Water Activity Analysis

**Method:** QSP 1227 - Analysis of Water Activity in Cannabis and Cannabis Products

### WATER ACTIVITY TEST RESULTS - 07/23/2022 ✓ PASS

COMPOUND	ACTION LIMIT (Aw)	MEASUREMENT UNCERTAINTY (Aw)	RESULT (Aw)	RESULT
Water Activity	0.85	±0.01429	0.2934	PASS

### NOTES

1. Exclusions: Action limit ignored/removed for Total Aerobic and Total Yeast and Mold.

sc labs™



## SAMPLE NAME: Cannadips CBD - Watermelon

Infused, Non-Inhalable

### CULTIVATOR / MANUFACTURER

Business Name:

License Number:

Address:

### DISTRIBUTOR / TESTED FOR

Business Name: Boldt Runners Corporation

License Number:

Address: 4665 West End Rd.  
Arcata CA 95521



### SAMPLE DETAIL

Batch Number: 1WM001

Sample ID: 220608P002

Date Collected: 06/08/2022

Date Received: 06/09/2022

Batch Size:

Sample Size: 8.0 grams

Unit Mass: 8.2479 grams per Unit

Serving Size: 0.5499 grams per Serving



Scan QR code to verify authenticity of results.

### CANNABINOID ANALYSIS - SUMMARY

CALCULATED USING DRY-WEIGHT

Total THC: **Not Detected**

Total CBD: **159.283 mg/unit**

Sum of Cannabinoids: **159.976 mg/unit**

Total Cannabinoids: **159.976 mg/unit**

Total THC/CBD is calculated using the following formulas to take into account the loss of a carboxyl group during the decarboxylation step:  
Total THC =  $\Delta^9$ -THC + (THCa (0.877))  
Total CBD = CBD + (CBDa (0.877))  
Sum of Cannabinoids =  $\Delta^9$ -THC + THCa + CBD + CBDa + CBG + CBGa + THCV + THCVa + CBC + CBCa + CBDV + CBDVa +  $\Delta^8$ -THC + CBL + CBN  
Total Cannabinoids = ( $\Delta^9$ -THC + 0.877\*THCa) + (CBD + 0.877\*CBDa) + (CBG + 0.877\*CBGa) + (THCV + 0.877\*THCVa) + (CBC + 0.877\*CBCa) + (CBDV + 0.877\*CBDVa) +  $\Delta^8$ -THC + CBL + CBN

Moisture: **3.1%**

### TERPENOID ANALYSIS - SUMMARY

39 TESTED, TOP 3 HIGHLIGHTED

Total Terpenoids: **ND**

### SAFETY ANALYSIS - SUMMARY

$\Delta^9$ -THC per Unit: **PASS**

Pesticides: **PASS**

Mycotoxins: **PASS**

Residual Solvents: **PASS**

Heavy Metals: **PASS**

Microbiology (PCR): **PASS**

Microbiology (Plating): **DETECTED**

Foreign Material: **PASS**

Water Activity: **PASS**

For quality assurance purposes. Not a Regulatory Hemp Lab Test Report. These results relate only to the sample included on this report. This report shall not be reproduced, except in full, without written approval of the laboratory.

**Sample Certification:** California Code of Regulations Title 16 Effect Date January 16, 2019. Authority: Section 26013, Business and Professions Code. Reference: Sections 26100, 26104 and 26110, Business and Professions Code.

**Decision Rule:** Statements of conformity (e.g. Pass/Fail) to specifications are made in this report without taking measurement uncertainty into account. Where statements of conformity are made in this report, the following decision rules are applied: PASS - Results within limits/specifications, FAIL - Results exceed limits/specifications.

**References:** Limit of detection (LOD), limit of quantification (LOQ), not detected (ND), not tested (NT), too numerous to count >250 cfu/plate (TNTC), colony-forming unit (cfu)

*Lisi Johnson*  
LQC verified by: Lisi Johnson  
Date: 06/13/2022

*Josh Wurze*  
Approved by: Josh Wurze, President  
Date: 06/13/2022





## Cannabinoid Analysis

Tested by high-performance liquid chromatography with diode-array detection (HPLC-DAD). Calculated using Dry-Weight.

Method: QSP 1157 - Analysis of Cannabinoids by HPLC-DAD

### TOTAL THC: Not Detected

Total THC ( $\Delta^9$ -THC+0.877\*THCa)

### TOTAL CBD: 159.283 mg/unit

Total CBD (CBD+0.877\*CBDa)

### TOTAL CANNABINOIDS: 159.976 mg/unit

Total Cannabinoids (Total THC) + (Total CBD) + (Total CBG) + (Total THCV) + (Total CBC) + (Total CBDV) +  $\Delta^8$ -THC + CBL + CBN

### TOTAL CBG: ND

Total CBG (CBG+0.877\*CBGa)

### TOTAL THCV: ND

Total THCV (THCV+0.877\*THCVa)

### TOTAL CBC: ND

Total CBC (CBC+0.877\*CBCa)

### TOTAL CBDV: 0.693 mg/unit

Total CBDV (CBDV+0.877\*CBDVa)

## CANNABINOID TEST RESULTS - 06/10/2022

COMPOUND	LOD/LOQ (mg/g)	MEASUREMENT UNCERTAINTY (mg/g)	RESULT (mg/g)	RESULT (%)
CBD	0.004 / 0.011	$\pm 0.7203$	19.312	1.9312
CBDV	0.002 / 0.012	$\pm 0.0034$	0.084	0.0084
$\Delta^9$ -THC	0.002 / 0.014	N/A	ND	ND
$\Delta^8$ -THC	0.01 / 0.02	N/A	ND	ND
THCa	0.001 / 0.005	N/A	ND	ND
THCV	0.002 / 0.012	N/A	ND	ND
THCVa	0.002 / 0.019	N/A	ND	ND
CBDa	0.001 / 0.026	N/A	ND	ND
CBDVa	0.001 / 0.018	N/A	ND	ND
CBG	0.002 / 0.006	N/A	ND	ND
CBGa	0.002 / 0.007	N/A	ND	ND
CBL	0.003 / 0.010	N/A	ND	ND
CBN	0.001 / 0.007	N/A	ND	ND
CBC	0.003 / 0.010	N/A	ND	ND
CBCa	0.001 / 0.015	N/A	ND	ND
SUM OF CANNABINOIDS			19.396 mg/g	1.9396%

## Unit Mass: 8.2479 grams per Unit / Serving Size: 0.5499 grams per Serving

$\Delta^9$ -THC per Unit	1100 per-package limit	ND	PASS
$\Delta^9$ -THC per Serving		ND	
Total THC per Unit		ND	
Total THC per Serving		ND	
CBD per Unit		159.283 mg/unit	
CBD per Serving		10.620 mg/serving	
Total CBD per Unit		159.283 mg/unit	
Total CBD per Serving		10.620 mg/serving	
Sum of Cannabinoids per Unit		159.976 mg/unit	
Sum of Cannabinoids per Serving		10.666 mg/serving	
Total Cannabinoids per Unit		159.976 mg/unit	
Total Cannabinoids per Serving		10.666 mg/serving	

## MOISTURE TEST RESULT

3.1%

Tested 06/09/2022

Method: QSP 1224 - Loss on Drying (Moisture)





## Terpenoid Analysis

Terpene analysis utilizing gas chromatography-flame ionization detection (GC-FID).

**Method:** QSP 1192 - Analysis of Terpenoids by GC-FID

### TERPENOID TEST RESULTS - 06/11/2022

COMPOUND	LOD/LOQ (mg/g)	MEASUREMENT UNCERTAINTY (mg/g)	RESULT (mg/g)	RESULT (%)
$\alpha$ -Pinene	0.005 / 0.017	N/A	ND	ND
Camphene	0.005 / 0.015	N/A	ND	ND
Sabinene	0.004 / 0.014	N/A	ND	ND
$\beta$ -Pinene	0.004 / 0.014	N/A	ND	ND
Myrcene	0.008 / 0.025	N/A	ND	ND
$\alpha$ -Phellandrene	0.006 / 0.020	N/A	ND	ND
$\Delta^3$ -Carene	0.005 / 0.018	N/A	ND	ND
$\alpha$ -Terpinene	0.005 / 0.017	N/A	ND	ND
p-Cymene	0.005 / 0.016	N/A	ND	ND
Limonene	0.005 / 0.016	N/A	ND	ND
Eucalyptol	0.006 / 0.018	N/A	ND	ND
$\beta$ -Ocimene	0.006 / 0.020	N/A	ND	ND
$\gamma$ -Terpinene	0.006 / 0.018	N/A	ND	ND
Sabinene Hydrate	0.006 / 0.022	N/A	ND	ND
Fenchone	0.009 / 0.028	N/A	ND	ND
Terpinolene	0.008 / 0.026	N/A	ND	ND
Linalool	0.009 / 0.032	N/A	ND	ND
Fenchol	0.010 / 0.034	N/A	ND	ND
Isopulegol	0.005 / 0.016	N/A	ND	ND
Camphor	0.006 / 0.019	N/A	ND	ND
Isoborneol	0.004 / 0.012	N/A	ND	ND
Borneol	0.005 / 0.016	N/A	ND	ND
Menthol	0.008 / 0.025	N/A	ND	ND
Terpineol	0.009 / 0.031	N/A	ND	ND
Nerol	0.003 / 0.011	N/A	ND	ND
Citronellol	0.003 / 0.010	N/A	ND	ND
Pulegone	0.003 / 0.011	N/A	ND	ND
Geraniol	0.002 / 0.007	N/A	ND	ND
Geranyl Acetate	0.004 / 0.014	N/A	ND	ND
$\alpha$ -Cedrene	0.005 / 0.016	N/A	ND	ND
$\beta$ -Caryophyllene	0.004 / 0.012	N/A	ND	ND
trans- $\beta$ -Farnesene	0.008 / 0.025	N/A	ND	ND
$\alpha$ -Humulene	0.009 / 0.029	N/A	ND	ND
Valencene	0.009 / 0.030	N/A	ND	ND
Nerolidol	0.006 / 0.019	N/A	ND	ND
Caryophyllene Oxide	0.010 / 0.033	N/A	ND	ND
Guaiol	0.009 / 0.030	N/A	ND	ND
Cedrol	0.008 / 0.027	N/A	ND	ND
$\alpha$ -Bisabolol	0.008 / 0.026	N/A	ND	ND
<b>TOTAL TERPENOIDS</b>			ND	ND





## Pesticide Analysis

Pesticide and plant growth regulator analysis utilizing high-performance liquid chromatography-mass spectrometry (HPLC-MS) or gas chromatography-mass spectrometry (GC-MS).

\*GC-MS utilized where indicated.

**Method:** QSP 1212 - Analysis of Pesticides and Mycotoxins by LC-MS or QSP 1213 - Analysis of Pesticides by GC-MS

### PESTICIDE TEST RESULTS - 06/13/2022 ✓ PASS

COMPOUND	LOD/LOQ (µg/g)	ACTION LIMIT (µg/g)	MEASUREMENT UNCERTAINTY (µg/g)	RESULT (µg/g)	RESULT
Abamectin	0.032 / 0.097	0.3	N/A	ND	PASS
Acephate	0.006 / 0.018	5	N/A	ND	PASS
Acequinocyl	0.009 / 0.027	4	N/A	ND	PASS
Acetamiprid	0.016 / 0.049	5	N/A	ND	PASS
Aldicarb	0.030 / 0.090	≥ LOD	N/A	ND	PASS
Allethrin	0.030 / 0.092		N/A	ND	
Atrazine	0.006 / 0.019		N/A	ND	
Azadirachtin	0.082 / 0.248		N/A	ND	
Azoxystrobin	0.003 / 0.009	40	N/A	ND	PASS
Benzovindiflupyr	0.003 / 0.009		N/A	ND	
Bifenazate	0.003 / 0.009	5	N/A	ND	PASS
Bifenthrin	0.021 / 0.064	0.5	N/A	ND	PASS
Boscalid	0.003 / 0.009	10	N/A	ND	PASS
Buprofezin	0.006 / 0.019		N/A	ND	
Captan	0.045 / 0.135	5	N/A	ND	PASS
Carbaryl	0.007 / 0.020	0.5	N/A	ND	PASS
Carbofuran	0.003 / 0.008	≥ LOD	N/A	ND	PASS
Chlorantraniliprole	0.006 / 0.018	40	N/A	ND	PASS
Chlordane*	0.010 / 0.032	≥ LOD	N/A	ND	PASS
Chlorfenapyr*	0.005 / 0.015	≥ LOD	N/A	ND	PASS
Chlormequat chloride	0.022 / 0.066		N/A	ND	
Chlorpyrifos	0.013 / 0.039	≥ LOD	N/A	ND	PASS
Clofentezine	0.003 / 0.009	0.5	N/A	ND	PASS
Clothianidin	0.008 / 0.025		N/A	ND	
Coumaphos	0.003 / 0.010	≥ LOD	N/A	ND	PASS
Cyantraniliprole	0.003 / 0.010		N/A	ND	
Cyfluthrin	0.052 / 0.159	1	N/A	ND	PASS
Cypermethrin	0.051 / 0.153	1	N/A	ND	PASS
Cyprodinil	0.003 / 0.008		N/A	ND	
Daminozide	0.026 / 0.077	≥ LOD	N/A	ND	PASS
Deltamethrin	0.059 / 0.180		N/A	ND	
Diazinon	0.006 / 0.017	0.2	N/A	ND	PASS
Dichlorvos (DDVP)	0.012 / 0.038	≥ LOD	N/A	ND	PASS
Dimethoate	0.003 / 0.009	≥ LOD	N/A	ND	PASS
Dimethomorph	0.016 / 0.050	20	N/A	ND	PASS
Dinotefuran	0.010 / 0.030		N/A	ND	
Diuron	0.013 / 0.040		N/A	ND	
Dodemorph	0.012 / 0.035		N/A	ND	
Endosulfan sulfate	0.016 / 0.048		N/A	ND	
Endosulfan-α*	0.004 / 0.014		N/A	ND	
Endosulfan-β*	0.006 / 0.019		N/A	ND	

Continued on next page




**Pesticide Analysis** *Continued*

PESTICIDE TEST RESULTS - 06/13/2022 *continued* ✔ PASS

COMPOUND	LOD/LOQ (µg/g)	ACTION LIMIT (µg/g)	MEASUREMENT UNCERTAINTY (µg/g)	RESULT (µg/g)	RESULT
Ethoprophos	0.003 / 0.009	≥ LOD	N/A	ND	PASS
Etofenprox	0.014 / 0.042	≥ LOD	N/A	ND	PASS
Etoxazole	0.007 / 0.020	1.5	N/A	ND	PASS
Etridiazole*	0.002 / 0.005		N/A	ND	
Fenhexamid	0.003 / 0.008	10	N/A	ND	PASS
Fenoxycarb	0.003 / 0.010	≥ LOD	N/A	ND	PASS
Fenpyroximate	0.007 / 0.020	2	N/A	ND	PASS
Fensulfothion	0.003 / 0.010		N/A	ND	
Fenthion	0.003 / 0.010		N/A	ND	
Fenvalerate	0.033 / 0.099		N/A	ND	
Fipronil	0.003 / 0.010	≥ LOD	N/A	ND	PASS
Flonicamid	0.007 / 0.022	2	N/A	ND	PASS
Fludioxonil	0.003 / 0.010	30	N/A	ND	PASS
Fluopyram	0.003 / 0.009		N/A	ND	
Hexythiazox	0.003 / 0.010	2	N/A	ND	PASS
Imazalil	0.003 / 0.009	≥ LOD	N/A	ND	PASS
Imidacloprid	0.003 / 0.010	3	N/A	ND	PASS
Iprodione	0.077 / 0.233		N/A	ND	
Kinoprene	0.077 / 0.233		N/A	ND	
Kresoxim-methyl	0.006 / 0.019	1	N/A	ND	PASS
λ-Cyhalothrin	0.068 / 0.206		N/A	ND	
Malathion	0.003 / 0.009	5	N/A	ND	PASS
Metalaxyl	0.003 / 0.010	15	N/A	ND	PASS
Methiocarb	0.003 / 0.008	≥ LOD	N/A	ND	PASS
Methomyl	0.008 / 0.025	0.1	N/A	ND	PASS
Methoprene	0.172 / 0.521		N/A	ND	
Mevinphos	0.008 / 0.024	≥ LOD	N/A	ND	PASS
MGK-264	0.015 / 0.047		N/A	ND	
Myclobutanil	0.003 / 0.009	9	N/A	ND	PASS
Naled	0.021 / 0.064	0.5	N/A	ND	PASS
Novaluron	0.002 / 0.005		N/A	ND	
Oxamyl	0.017 / 0.051	0.2	N/A	ND	PASS
Paclobutrazol	0.003 / 0.010	≥ LOD	N/A	ND	PASS
Parathion-methyl	0.016 / 0.050	≥ LOD	N/A	ND	PASS
Pentachloronitrobenzene*	0.004 / 0.012	0.2	N/A	ND	PASS
Permethrin	0.056 / 0.168	20	N/A	ND	PASS
Phenothrin	0.016 / 0.047		N/A	ND	
Phosmet	0.007 / 0.020	0.2	N/A	ND	PASS
Piperonyl Butoxide	0.010 / 0.029	8	N/A	ND	PASS
Pirimicarb	0.003 / 0.009		N/A	ND	
Prallethrin	0.015 / 0.046	0.4	N/A	ND	PASS

Continued on next page





## Pesticide Analysis *Continued*

PESTICIDE TEST RESULTS - 06/13/2022 *continued* ✓ PASS

COMPOUND	LOD/LOQ (µg/g)	ACTION LIMIT (µg/g)	MEASUREMENT UNCERTAINTY (µg/g)	RESULT (µg/g)	RESULT
Propiconazole	0.027 / 0.080	20	N/A	ND	PASS
Propoxur	0.003 / 0.008	≥ LOD	N/A	ND	PASS
Pyraclostrobin	0.003 / 0.010		N/A	ND	
Pyrethrins	0.016 / 0.049	1	N/A	ND	PASS
Pyridaben	0.005 / 0.017	3	N/A	ND	PASS
Pyriproxyfen	0.003 / 0.009		N/A	<LOQ	
Resmethrin	0.013 / 0.039		N/A	ND	
Spinetoram	0.003 / 0.010	3	N/A	ND	PASS
Spinosad	0.003 / 0.010	3	N/A	ND	PASS
Spirodiclofen	0.031 / 0.093		N/A	ND	
Spiromesifen	0.016 / 0.050	12	N/A	ND	PASS
Spirotetramat	0.003 / 0.010	13	N/A	ND	PASS
Spiroxamine	0.020 / 0.062	≥ LOD	N/A	ND	PASS
Tebuconazole	0.003 / 0.010	2	N/A	ND	PASS
Tebufozide	0.003 / 0.008		N/A	ND	
Teflubenzuron	0.007 / 0.022		N/A	ND	
Tetrachlorvinphos	0.003 / 0.008		N/A	ND	
Tetramethrin	0.021 / 0.063		N/A	ND	
Thiabendazole	0.006 / 0.020		N/A	ND	
Thiacloprid	0.003 / 0.009	≥ LOD	N/A	ND	PASS
Thiamethoxam	0.003 / 0.010	4.5	N/A	ND	PASS
Thiophanate-methyl	0.013 / 0.040		N/A	ND	
Trifloxystrobin	0.003 / 0.009	30	N/A	ND	PASS



## Mycotoxin Analysis

Mycotoxin analysis utilizing high-performance liquid chromatography-mass spectrometry (HPLC-MS).

**Method:** QSP 1212 - Analysis of Pesticides and Mycotoxins by LC-MS

MYCOTOXIN TEST RESULTS - 06/11/2022 ✓ PASS

COMPOUND	LOD/LOQ (µg/kg)	ACTION LIMIT (µg/kg)	MEASUREMENT UNCERTAINTY (µg/kg)	RESULT (µg/kg)	RESULT
Aflatoxin B1	1.6 / 5.0		N/A	ND	
Aflatoxin B2	1.4 / 4.1		N/A	ND	
Aflatoxin G1	1.6 / 4.9		N/A	ND	
Aflatoxin G2	1.6 / 5.0		N/A	ND	
Total Aflatoxin		20		ND	PASS
Ochratoxin A	1.6 / 5.0	20	N/A	ND	PASS





## Residual Solvents Analysis

Residual Solvent analysis utilizing gas chromatography-mass spectrometry (GC-MS).

**Method:** QSP 1204 - Analysis of Residual Solvents by GC-MS

**Total Butanes** = n-Butane + 2-Methylpropane (Isobutane)

**Total Pentanes** = n-Pentane + 2-Methylbutane (Isopentane)

**Total Hexanes** = n-Hexane + 2,2-Dimethylbutane (Neohexane) + 2,3-Dimethylbutane / 2-Methylpentane (Isohexane) + 3-Methylpentane

**Total Heptanes** = 2,2-Dimethylpentane (Neohexane) +

2,3-Dimethylpentane + 2,4-Dimethylpentane + 3,3-Dimethylpentane +

2,2,3-Trimethylbutane (Triptane) + 2-Methylhexane (Isoheptane) +

3-Methylhexane + 3-Ethylpentane + n-Heptane

**Total Xylenes** = 1,2-Dimethylbenzene (o-Xylene) +

1,3-Dimethylbenzene (m-Xylene) / 1,4-Dimethylbenzene (p-Xylene) + Ethylbenzene

## RESIDUAL SOLVENTS TEST RESULTS - 06/10/2022 ✓ PASS

COMPOUND	LOD/LOQ (µg/g)	ACTION LIMIT (µg/g)	MEASUREMENT UNCERTAINTY (µg/g)	RESULT (µg/g)	RESULT
Propane	0.234 / 0.781	5000	N/A	ND	PASS
2-Methylpropane (Isobutane)	0.052 / 0.173		N/A	ND	
n-Butane	0.019 / 0.063	5000	±0.0443	1.069	PASS
Total Butanes				1.069	
2-Methylbutane (Isopentane)	0.310 / 1.035		N/A	ND	
2,2-Dimethylpropane (Neopentane)	0.035 / 0.117		N/A	ND	
n-Pentane	0.310 / 1.033	5000	±0.0521	1.664	PASS
Total Pentanes				1.664	
2,2-Dimethylbutane (Neohexane)	9.831 / 32.77		N/A	ND	
2,3-Dimethylbutane / 2-Methylpentane	0.381 / 1.271		N/A	ND	
3-Methylpentane	0.109 / 0.365		N/A	ND	
n-Hexane	0.110 / 0.366	290	±0.0085	0.371	PASS
Total Hexanes				0.371	
Cyclohexane	0.357 / 1.190		N/A	ND	
2,2-Dimethylpentane (Neohexane)	0.493 / 1.642		N/A	ND	
2,3-Dimethylpentane	1.009 / 3.365		N/A	ND	
2,4-Dimethylpentane	0.737 / 2.458		N/A	ND	
3,3-Dimethylpentane	0.198 / 0.660		N/A	ND	
2,2,3-Trimethylbutane (Triptane)	0.521 / 1.738		N/A	ND	
2-Methylhexane (Isoheptane)	0.610 / 2.034		N/A	ND	
3-Methylhexane	0.235 / 0.785		N/A	ND	
3-Ethylpentane	0.304 / 1.012		N/A	ND	
n-Heptane	13.12 / 43.72	5000	N/A	ND	PASS
Total Heptanes				ND	
Cycloheptane	0.597 / 1.989		N/A	ND	
Benzene	0.089 / 0.295	1	N/A	ND	PASS
Toluene	0.115 / 0.382	890	N/A	ND	PASS
Cumene	0.180 / 0.600		N/A	ND	
1,3-Dimethylbenzene / 1,4-Dimethylbenzene	0.451 / 1.502		N/A	ND	
1,2-Dimethylbenzene (o-Xylene)	0.387 / 1.289		N/A	ND	
Ethylbenzene	0.370 / 1.233		N/A	ND	
Total Xylenes		2170		ND	PASS
Methanol	5.534 / 16.77	3000	±0.234	18.01	PASS
Ethanol	8.984 / 27.23	5000	N/A	<LOQ	PASS
1-Propanol	1.540 / 5.133		N/A	ND	
2-Propanol (Isopropyl Alcohol)	8.421 / 25.52	5000	N/A	ND	PASS

Continued on next page





## Residual Solvents Analysis

Continued

RESIDUAL SOLVENTS TEST RESULTS - 06/10/2022 *continued* ✔ PASS

COMPOUND	LOD/LOQ (µg/g)	ACTION LIMIT (µg/g)	MEASUREMENT UNCERTAINTY (µg/g)	RESULT (µg/g)	RESULT
1-Butanol	0.475 / 1.582		±0.0274	2.467	
2-Butanol	7.248 / 24.16		N/A	ND	
1-Pentanol	1.461 / 4.869		N/A	<LOQ	
Acetone	9.510 / 28.82	5000	N/A	<LOQ	PASS
2-Butanone	0.169 / 0.564		N/A	ND	
Tetrahydrofuran	0.622 / 2.075		N/A	ND	
Ethyl Ether	0.197 / 0.658	5000	N/A	ND	PASS
Ethylene Glycol	3.803 / 12.68		N/A	ND	
2-Ethoxyethanol	1.235 / 4.118		N/A	ND	
1,2-Dimethoxyethane	2.116 / 7.052		N/A	ND	
1,4-Dioxane	0.468 / 1.558		N/A	ND	
Ethylene Oxide	0.253 / 0.844	1	N/A	ND	PASS
Ethyl Acetate	1.123 / 3.745	5000	N/A	ND	PASS
Isopropyl Acetate	0.347 / 1.158		N/A	ND	
Chloroform	0.251 / 0.838	1	N/A	ND	PASS
Dichloromethane (Methylene Chloride)	2.651 / 8.838	1	N/A	ND	PASS
Trichloroethylene	0.299 / 0.996	1	N/A	ND	PASS
1,2-Dichloroethane	0.162 / 0.541	1	N/A	ND	PASS
1,1-Dichloroethene	0.185 / 0.616		N/A	ND	
1,2-Dichloroethene	0.428 / 1.427		N/A	ND	
Sulfolane	47.66 / 158.9		N/A	ND	
Dimethyl Sulfoxide	6.168 / 20.56		N/A	ND	
Acetonitrile	1.595 / 4.833	410	N/A	ND	PASS
Pyridine	0.407 / 1.355		N/A	ND	
N,N-Dimethylacetamide	0.127 / 0.422		N/A	ND	
N,N-Dimethylformamide	0.946 / 3.153		N/A	ND	



## Heavy Metals Analysis

Heavy metal analysis utilizing inductively coupled plasma-mass spectrometry (ICP-MS).

**Method:** QSP 1160 - Analysis of Heavy Metals by ICP-MS

HEAVY METALS TEST RESULTS - 06/09/2022 ✔ PASS

COMPOUND	LOD/LOQ (µg/g)	ACTION LIMIT (µg/g)	MEASUREMENT UNCERTAINTY (µg/g)	RESULT (µg/g)	RESULT
Arsenic	0.02 / 0.1	1.5	±0.00	0.1	PASS
Cadmium	0.02 / 0.05	0.5	N/A	ND	PASS
Lead	0.04 / 0.1	0.5	±0.00	0.3	PASS
Mercury	0.002 / 0.01	3	N/A	ND	PASS





## Microbiology Analysis

### PCR AND PLATING

Analysis conducted by polymerase chain reaction (PCR) and fluorescence detection of microbiological contaminants.

**Method:** QSP 1221 - Analysis of Microbiological Contaminants

Exclusions<sup>1</sup> see last page

### MICROBIOLOGY TEST RESULTS (PCR) - 06/13/2022 ✓ PASS

COMPOUND	ACTION LIMIT (cfu/g)	RESULT (cfu/g)	RESULT
Shiga toxin-producing <i>Escherichia coli</i>	Not Detected in 25g	ND	PASS
<i>Salmonella</i> spp.	Not Detected in 25g	ND	PASS
<i>Aspergillus fumigatus</i>	Not Detected in 1g	ND	PASS
<i>Aspergillus flavus</i>	Not Detected in 1g	ND	PASS
<i>Aspergillus niger</i>	Not Detected in 1g	ND	PASS
<i>Aspergillus terreus</i>	Not Detected in 1g	ND	PASS
<i>Candida albicans</i>		ND	
<i>Campylobacter</i> spp.		ND	
<i>Yersinia</i> spp.		ND	
<i>Listeria monocytogenes</i>		ND	
<i>Pseudomonas aeruginosa</i>		ND	
Bile-Tolerant Gram-Negative Bacteria		ND	
<i>Staphylococcus aureus</i>		ND	

Analysis conducted by 3M™ Petrifilm™ and plate counts of microbiological contaminants.

**Method:** QSP 6794 - Plating with 3M™ Petrifilm™

### MICROBIOLOGY TEST RESULTS (PLATING) - 06/13/2022 DETECTED

COMPOUND	RESULT (cfu/g)
Total Aerobic Bacteria	1400.0
Total Yeast and Mold	ND
Total Enterobacteriaceae	ND
<i>Escherichia coli</i>	ND
Coliforms	ND



## Foreign Material Analysis

Visual analysis includes, but is not limited to, sand, soil, cinders, dirt, mold, hair, insect fragments, and mammalian excreta.

**Method:** QSP 1226 - Analysis of Foreign Material in Cannabis and Cannabis Products

### FOREIGN MATERIAL TEST RESULTS - 06/09/2022 ✓ PASS

COMPOUND	ACTION LIMIT	RESULT
Total Sample Area Covered by Sand, Soil, Cinders, or Dirt	>25%	PASS
Total Sample Area Covered by Mold	>25%	PASS
Total Sample Area Covered by an Imbedded Foreign Material	>25%	PASS
Insect Fragment Count	> 1 per 3 grams	PASS
Hair Count	> 1 per 3 grams	PASS
Mammalian Excreta Count	> 1 per 3 grams	PASS





## Water Activity Analysis

**Method:** QSP 1227 - Analysis of Water Activity in Cannabis and Cannabis Products

### WATER ACTIVITY TEST RESULTS - 06/09/2022 ✓ PASS

COMPOUND	ACTION LIMIT (Aw)	MEASUREMENT UNCERTAINTY (Aw)	RESULT (Aw)	RESULT
Water Activity	0.85	±0.0157	0.323	PASS

#### NOTES

1. Exclusions: Action limit ignored/removed for Total Aerobic Bacteria and Total Yeast and Mold

sc labs™



## SAMPLE NAME: Cannadips CBD - Zkittles

Infused, Non-Inhalable

### CULTIVATOR / MANUFACTURER

Business Name:

License Number:

Address:

### DISTRIBUTOR / TESTED FOR

Business Name: Boldt Runners Corporation

License Number:

Address: 4665 West End Rd.  
Arcata CA 95521



### SAMPLE DETAIL

Batch Number: 1ZK006

Sample ID: 220804L037

Date Collected: 08/04/2022

Date Received: 08/05/2022

Batch Size:

Sample Size: 8.0 grams

Unit Mass: 8.25 grams per Unit

Serving Size: 0.55 grams per Serving



Scan QR code to verify authenticity of results.

### CANNABINOID ANALYSIS - SUMMARY

CALCULATED USING DRY-WEIGHT

Total THC: **Not Detected**

Total CBD: **168.514 mg/unit**

Sum of Cannabinoids: **169.010 mg/unit**

Total Cannabinoids: **169.009 mg/unit**

Total THC/CBD is calculated using the following formulas to take into account the loss of a carboxyl group during the decarboxylation step:

Total THC =  $\Delta^9\text{-THC} + (\text{THCa} \times 0.877)$

Total CBD =  $\text{CBD} + (\text{CBDa} \times 0.877)$

Sum of Cannabinoids =  $\Delta^9\text{-THC} + \text{THCa} + \text{CBD} + \text{CBDa} + \text{CBG} + \text{CBGa} + \text{THCV} + \text{THCVa} + \text{CBC} + \text{CBCa} + \text{CBDV} + \text{CBDVa} + \Delta^8\text{-THC} + \text{CBL} + \text{CBN}$

Total Cannabinoids =  $(\Delta^9\text{-THC} + 0.877 \times \text{THCa}) + (\text{CBD} + 0.877 \times \text{CBDa}) + (\text{CBG} + 0.877 \times \text{CBGa}) + (\text{THCV} + 0.877 \times \text{THCVa}) + (\text{CBC} + 0.877 \times \text{CBCa}) + (\text{CBDV} + 0.877 \times \text{CBDVa}) + \Delta^8\text{-THC} + \text{CBL} + \text{CBN}$

Moisture: **3.2%**

### SAFETY ANALYSIS - SUMMARY

$\Delta^9\text{-THC}$  per Unit: **PASS**

Pesticides: **PASS**

Mycotoxins: **PASS**

Residual Solvents: **PASS**

Heavy Metals: **PASS**

Microbiology (PCR): **PASS**

Microbiology (Plating): **DETECTED**

Foreign Material: **PASS**

Water Activity: **PASS**

For quality assurance purposes. Not a Regulatory Hemp Lab Test Report. These results relate only to the sample included on this report. This report shall not be reproduced, except in full, without written approval of the laboratory.

**Sample Certification:** California Code of Regulations Title 16 Effect Date January 16, 2019. Authority: Section 26013, Business and Professions Code. Reference: Sections 26100, 26104 and 26110, Business and Professions Code.

**Decision Rule:** Statements of conformity (e.g. Pass/Fail) to specifications are made in this report without taking measurement uncertainty into account. Where statements of conformity are made in this report, the following decision rules are applied: PASS - Results within limits/specifications, FAIL - Results exceed limits/specifications.

**References:** limit of detection (LOD), limit of quantification (LOQ), not detected (ND), not tested (NT), too numerous to count >250 cfu/plate (TNTC), colony-forming unit (cfu)

*Callie Stone*  
LQC verified by: Callie Stone  
Date: 08/08/2022

*Josh Wurzer*  
Approved by: Josh Wurzer, President  
Date: 08/08/2022





## Cannabinoid Analysis

Tested by high-performance liquid chromatography with diode-array detection (HPLC-DAD). Calculated using Dry-Weight.

**Method:** QSP 1157 - Analysis of Cannabinoids by HPLC-DAD

### TOTAL THC: **Not Detected**

Total THC ( $\Delta^9$ -THC+0.877\*THCa)

### TOTAL CBD: **168.514 mg/unit**

Total CBD (CBD+0.877\*CBDa)

### TOTAL CANNABINOIDS: **169.009 mg/unit**

Total Cannabinoids (Total THC) + (Total CBD) + (Total CBG) + (Total THCV) + (Total CBC) + (Total CBDV) +  $\Delta^8$ -THC + CBL + CBN

### TOTAL CBG: **ND**

Total CBG (CBG+0.877\*CBGa)

### TOTAL THCV: **ND**

Total THCV (THCV+0.877\*THCVa)

### TOTAL CBC: **ND**

Total CBC (CBC+0.877\*CBCa)

### TOTAL CBDV: **0.495 mg/unit**

Total CBDV (CBDV+0.877\*CBDVa)

## CANNABINOID TEST RESULTS - 08/06/2022

COMPOUND	LOD/LOQ (mg/g)	MEASUREMENT UNCERTAINTY (mg/g)	RESULT (mg/g)	RESULT (%)
CBD	0.004 / 0.011	$\pm 0.7619$	20.426	2.0426
CBDV	0.002 / 0.012	$\pm 0.0024$	0.060	0.0060
$\Delta^9$ -THC	0.002 / 0.014	N/A	ND	ND
$\Delta^8$ -THC	0.01 / 0.02	N/A	ND	ND
THCa	0.001 / 0.005	N/A	ND	ND
THCV	0.002 / 0.012	N/A	ND	ND
THCVa	0.002 / 0.019	N/A	ND	ND
CBDa	0.001 / 0.026	N/A	ND	ND
CBDVa	0.001 / 0.018	N/A	ND	ND
CBG	0.002 / 0.006	N/A	ND	ND
CBGa	0.002 / 0.007	N/A	ND	ND
CBL	0.003 / 0.010	N/A	ND	ND
CBN	0.001 / 0.007	N/A	ND	ND
CBC	0.003 / 0.010	N/A	ND	ND
CBCa	0.001 / 0.015	N/A	ND	ND
SUM OF CANNABINOIDS			20.486 mg/g	2.0486%

## Unit Mass: 8.25 grams per Unit / Serving Size: 0.55 grams per Serving

$\Delta^9$ -THC per Unit	1100 per-package limit	ND	PASS
$\Delta^9$ -THC per Serving		ND	
Total THC per Unit		ND	
Total THC per Serving		ND	
CBD per Unit		168.514 mg/unit	
CBD per Serving		11.234 mg/serving	
Total CBD per Unit		168.514 mg/unit	
Total CBD per Serving		11.234 mg/serving	
Sum of Cannabinoids per Unit		169.010 mg/unit	
Sum of Cannabinoids per Serving		11.267 mg/serving	
Total Cannabinoids per Unit		169.009 mg/unit	
Total Cannabinoids per Serving		11.267 mg/serving	

## MOISTURE TEST RESULT

3.2%

Tested 08/05/2022

**Method:** QSP 1224 - Loss on Drying (Moisture)





## Pesticide Analysis

Pesticide and plant growth regulator analysis utilizing high-performance liquid chromatography-mass spectrometry (HPLC-MS) or gas chromatography-mass spectrometry (GC-MS).

\*GC-MS utilized where indicated.

**Method:** QSP 1212 - Analysis of Pesticides and Mycotoxins by LC-MS or QSP 1213 - Analysis of Pesticides by GC-MS

### PESTICIDE TEST RESULTS - 08/08/2022 ✓ PASS

COMPOUND	LOD/LOQ (µg/g)	ACTION LIMIT (µg/g)	MEASUREMENT UNCERTAINTY (µg/g)	RESULT (µg/g)	RESULT
Abamectin	0.032 / 0.097	0.3	N/A	ND	PASS
Acephate	0.006 / 0.018	5	N/A	ND	PASS
Acequinocyl	0.009 / 0.027	4	N/A	ND	PASS
Acetamiprid	0.016 / 0.049	5	N/A	ND	PASS
Aldicarb	0.030 / 0.090	≥ LOD	N/A	ND	PASS
Allethrin	0.030 / 0.092		N/A	ND	
Atrazine	0.006 / 0.019		N/A	ND	
Azadirachtin	0.082 / 0.248		N/A	ND	
Azoxystrobin	0.003 / 0.009	40	N/A	ND	PASS
Benzovindiflupyr	0.003 / 0.009		N/A	ND	
Bifenazate	0.003 / 0.009	5	N/A	ND	PASS
Bifenthrin	0.021 / 0.064	0.5	N/A	ND	PASS
Boscalid	0.003 / 0.009	10	N/A	ND	PASS
Buprofezin	0.006 / 0.019		N/A	ND	
Captan	0.045 / 0.135	5	N/A	ND	PASS
Carbaryl	0.007 / 0.020	0.5	N/A	ND	PASS
Carbofuran	0.003 / 0.008	≥ LOD	N/A	ND	PASS
Chlorantraniliprole	0.006 / 0.018	40	N/A	ND	PASS
Chlordane*	0.010 / 0.032	≥ LOD	N/A	ND	PASS
Chlorfenapyr*	0.005 / 0.015	≥ LOD	N/A	ND	PASS
Chlormequat chloride	0.022 / 0.066		N/A	ND	
Chlorpyrifos	0.013 / 0.039	≥ LOD	N/A	ND	PASS
Clofentezine	0.003 / 0.009	0.5	N/A	ND	PASS
Clothianidin	0.008 / 0.025		N/A	ND	
Coumaphos	0.003 / 0.010	≥ LOD	N/A	ND	PASS
Cyantraniliprole	0.003 / 0.010		N/A	ND	
Cyfluthrin	0.052 / 0.159	1	N/A	ND	PASS
Cypermethrin	0.051 / 0.153	1	N/A	ND	PASS
Cyprodinil	0.003 / 0.008		N/A	ND	
Daminozide	0.026 / 0.077	≥ LOD	N/A	ND	PASS
Deltamethrin	0.059 / 0.180		N/A	ND	
Diazinon	0.006 / 0.017	0.2	N/A	ND	PASS
Dichlorvos (DDVP)	0.012 / 0.038	≥ LOD	N/A	ND	PASS
Dimethoate	0.003 / 0.009	≥ LOD	N/A	ND	PASS
Dimethomorph	0.016 / 0.050	20	N/A	ND	PASS
Dinotefuran	0.010 / 0.030		N/A	ND	
Diuron	0.013 / 0.040		N/A	ND	
Dodemorph	0.012 / 0.035		N/A	ND	
Endosulfan sulfate	0.016 / 0.048		N/A	ND	
Endosulfan-α*	0.004 / 0.014		N/A	ND	
Endosulfan-β*	0.006 / 0.019		N/A	ND	

Continued on next page




**Pesticide Analysis** *Continued*

PESTICIDE TEST RESULTS - 08/08/2022 *continued* ✔ PASS

COMPOUND	LOD/LOQ (µg/g)	ACTION LIMIT (µg/g)	MEASUREMENT UNCERTAINTY (µg/g)	RESULT (µg/g)	RESULT
Ethoprophos	0.003 / 0.009	≥ LOD	N/A	ND	PASS
Etofenprox	0.014 / 0.042	≥ LOD	N/A	ND	PASS
Etoxazole	0.007 / 0.020	1.5	N/A	ND	PASS
Etridiazole*	0.002 / 0.005		N/A	ND	
Fenhexamid	0.003 / 0.008	10	N/A	ND	PASS
Fenoxycarb	0.003 / 0.010	≥ LOD	N/A	ND	PASS
Fenpyroximate	0.007 / 0.020	2	N/A	ND	PASS
Fensulfothion	0.003 / 0.010		N/A	ND	
Fenthion	0.003 / 0.010		N/A	ND	
Fenvalerate	0.033 / 0.099		N/A	ND	
Fipronil	0.003 / 0.010	≥ LOD	N/A	ND	PASS
Flonicamid	0.007 / 0.022	2	N/A	ND	PASS
Fludioxonil	0.003 / 0.010	30	N/A	ND	PASS
Fluopyram	0.003 / 0.009		N/A	ND	
Hexythiazox	0.003 / 0.010	2	N/A	ND	PASS
Imazalil	0.003 / 0.009	≥ LOD	N/A	ND	PASS
Imidacloprid	0.003 / 0.010	3	N/A	ND	PASS
Iprodione	0.077 / 0.233		N/A	ND	
Kinoprene	0.077 / 0.233		N/A	ND	
Kresoxim-methyl	0.006 / 0.019	1	N/A	ND	PASS
λ-Cyhalothrin	0.068 / 0.206		N/A	ND	
Malathion	0.003 / 0.009	5	N/A	ND	PASS
Metalaxyl	0.003 / 0.010	15	N/A	ND	PASS
Methiocarb	0.003 / 0.008	≥ LOD	N/A	ND	PASS
Methomyl	0.008 / 0.025	0.1	N/A	ND	PASS
Methoprene	0.172 / 0.521		N/A	ND	
Mevinphos	0.008 / 0.024	≥ LOD	N/A	ND	PASS
MGK-264	0.015 / 0.047		N/A	ND	
Myclobutanil	0.003 / 0.009	9	N/A	ND	PASS
Naled	0.021 / 0.064	0.5	N/A	ND	PASS
Novaluron	0.002 / 0.005		N/A	ND	
Oxamyl	0.017 / 0.051	0.2	N/A	ND	PASS
Paclobutrazol	0.003 / 0.010	≥ LOD	N/A	ND	PASS
Parathion-methyl	0.016 / 0.050	≥ LOD	N/A	ND	PASS
Pentachloronitrobenzene*	0.004 / 0.012	0.2	N/A	ND	PASS
Permethrin	0.056 / 0.168	20	N/A	ND	PASS
Phenothrin	0.016 / 0.047		N/A	ND	
Phosmet	0.007 / 0.020	0.2	N/A	ND	PASS
Piperonyl Butoxide	0.010 / 0.029	8	N/A	ND	PASS
Pirimicarb	0.003 / 0.009		N/A	ND	
Prallethrin	0.015 / 0.046	0.4	N/A	ND	PASS

Continued on next page





## Pesticide Analysis *Continued*

PESTICIDE TEST RESULTS - 08/08/2022 *continued* ✓ PASS

COMPOUND	LOD/LOQ (µg/g)	ACTION LIMIT (µg/g)	MEASUREMENT UNCERTAINTY (µg/g)	RESULT (µg/g)	RESULT
Propiconazole	0.027 / 0.080	20	N/A	ND	PASS
Propoxur	0.003 / 0.008	≥ LOD	N/A	ND	PASS
Pyraclostrobin	0.003 / 0.010		N/A	ND	
Pyrethrins	0.016 / 0.049	1	N/A	ND	PASS
Pyridaben	0.005 / 0.017	3	N/A	ND	PASS
Pyriproxyfen	0.003 / 0.009		N/A	ND	
Resmethrin	0.013 / 0.039		N/A	ND	
Spinetoram	0.003 / 0.010	3	N/A	ND	PASS
Spinosad	0.003 / 0.010	3	N/A	ND	PASS
Spirodiclofen	0.031 / 0.093		N/A	ND	
Spiromesifen	0.016 / 0.050	12	N/A	ND	PASS
Spirotetramat	0.003 / 0.010	13	N/A	ND	PASS
Spiroxamine	0.020 / 0.062	≥ LOD	N/A	ND	PASS
Tebuconazole	0.003 / 0.010	2	N/A	ND	PASS
Tebufenozide	0.003 / 0.008		N/A	ND	
Teflubenzuron	0.007 / 0.022		N/A	ND	
Tetrachlorvinphos	0.003 / 0.008		N/A	ND	
Tetramethrin	0.021 / 0.063		N/A	ND	
Thiabendazole	0.006 / 0.020		N/A	ND	
Thiacloprid	0.003 / 0.009	≥ LOD	N/A	ND	PASS
Thiamethoxam	0.003 / 0.010	4.5	N/A	ND	PASS
Thiophanate-methyl	0.013 / 0.040		N/A	ND	
Trifloxystrobin	0.003 / 0.009	30	N/A	ND	PASS



## Mycotoxin Analysis

Mycotoxin analysis utilizing high-performance liquid chromatography-mass spectrometry (HPLC-MS).

**Method:** QSP 1212 - Analysis of Pesticides and Mycotoxins by LC-MS

MYCOTOXIN TEST RESULTS - 08/07/2022 ✓ PASS

COMPOUND	LOD/LOQ (µg/kg)	ACTION LIMIT (µg/kg)	MEASUREMENT UNCERTAINTY (µg/kg)	RESULT (µg/kg)	RESULT
Aflatoxin B1	1.6 / 5.0		N/A	ND	
Aflatoxin B2	1.4 / 4.1		N/A	ND	
Aflatoxin G1	1.6 / 4.9		N/A	ND	
Aflatoxin G2	1.6 / 5.0		N/A	ND	
Total Aflatoxin		20		ND	PASS
Ochratoxin A	1.6 / 5.0	20	N/A	ND	PASS





## Residual Solvents Analysis

Residual Solvent analysis utilizing gas chromatography-mass spectrometry (GC-MS).

**Method:** QSP 1204 - Analysis of Residual Solvents by GC-MS

**Total Butanes** = n-Butane + 2-Methylpropane (Isobutane)

**Total Pentanes** = n-Pentane + 2-Methylbutane (Isopentane)

**Total Hexanes** = n-Hexane + 2,2-Dimethylbutane (Neohexane) + 2,3-Dimethylbutane / 2-Methylpentane (Isohexane) + 3-Methylpentane

**Total Heptanes** = 2,2-Dimethylpentane (Neohexane) +

2,3-Dimethylpentane + 2,4-Dimethylpentane + 3,3-Dimethylpentane +

2,2,3-Trimethylbutane (Triptane) + 2-Methylhexane (Isoheptane) +

3-Methylhexane + 3-Ethylpentane + n-Heptane

**Total Xylenes** = 1,2-Dimethylbenzene (o-Xylene) +

1,3-Dimethylbenzene (m-Xylene) / 1,4-Dimethylbenzene (p-Xylene) + Ethylbenzene

## RESIDUAL SOLVENTS TEST RESULTS - 08/08/2022 ✓ PASS

COMPOUND	LOD/LOQ (µg/g)	ACTION LIMIT (µg/g)	MEASUREMENT UNCERTAINTY (µg/g)	RESULT (µg/g)	RESULT
Propane	0.234 / 0.781	5000	±0.0849	1.729	PASS
2-Methylpropane (Isobutane)	0.052 / 0.173		N/A	ND	
n-Butane	0.019 / 0.063	5000	±0.0324	0.782	PASS
Total Butanes				0.782	
2-Methylbutane (Isopentane)	0.310 / 1.035		N/A	ND	
2,2-Dimethylpropane (Neopentane)	0.035 / 0.117		N/A	ND	
n-Pentane	0.310 / 1.033	5000	N/A	ND	PASS
Total Pentanes				ND	
2,2-Dimethylbutane (Neohexane)	9.831 / 32.77		N/A	ND	
2,3-Dimethylbutane / 2-Methylpentane	0.381 / 1.271		N/A	ND	
3-Methylpentane	0.109 / 0.365		N/A	ND	
n-Hexane	0.110 / 0.366	290	N/A	<LOQ	PASS
Total Hexanes				<LOQ	
Cyclohexane	0.357 / 1.190		N/A	ND	
2,2-Dimethylpentane (Neohexane)	0.493 / 1.642		N/A	ND	
2,3-Dimethylpentane	1.009 / 3.365		N/A	ND	
2,4-Dimethylpentane	0.737 / 2.458		N/A	ND	
3,3-Dimethylpentane	0.198 / 0.660		N/A	ND	
2,2,3-Trimethylbutane (Triptane)	0.521 / 1.738		N/A	ND	
2-Methylhexane (Isoheptane)	0.610 / 2.034		N/A	ND	
3-Methylhexane	0.235 / 0.785		N/A	ND	
3-Ethylpentane	0.304 / 1.012		N/A	ND	
n-Heptane	13.12 / 43.72	5000	N/A	ND	PASS
Total Heptanes				ND	
Cycloheptane	0.597 / 1.989		N/A	ND	
Benzene	0.089 / 0.295	1	N/A	ND	PASS
Toluene	0.115 / 0.382	890	N/A	ND	PASS
Cumene	0.180 / 0.600		N/A	ND	
1,3-Dimethylbenzene / 1,4-Dimethylbenzene	0.451 / 1.502		N/A	ND	
1,2-Dimethylbenzene (o-Xylene)	0.387 / 1.289		N/A	ND	
Ethylbenzene	0.370 / 1.233		N/A	ND	
Total Xylenes		2170		ND	PASS
Methanol	5.534 / 16.77	3000	±0.652	50.17	PASS
Ethanol	8.984 / 27.23	5000	N/A	ND	PASS
1-Propanol	1.540 / 5.133		N/A	ND	
2-Propanol (Isopropyl Alcohol)	8.421 / 25.52	5000	N/A	ND	PASS

Continued on next page





## Residual Solvents Analysis

Continued

RESIDUAL SOLVENTS TEST RESULTS - 08/08/2022 continued PASS

COMPOUND	LOD/LOQ (µg/g)	ACTION LIMIT (µg/g)	MEASUREMENT UNCERTAINTY (µg/g)	RESULT (µg/g)	RESULT
1-Butanol	0.475 / 1.582		N/A	ND	
2-Butanol	7.248 / 24.16		N/A	ND	
1-Pentanol	1.461 / 4.869		N/A	ND	
Acetone	9.510 / 28.82	5000	N/A	ND	PASS
2-Butanone	0.169 / 0.564		N/A	ND	
Tetrahydrofuran	0.622 / 2.075		N/A	ND	
Ethyl Ether	0.197 / 0.658	5000	N/A	ND	PASS
Ethylene Glycol	3.803 / 12.68		N/A	ND	
2-Ethoxyethanol	1.235 / 4.118		N/A	ND	
1,2-Dimethoxyethane	2.116 / 7.052		N/A	ND	
1,4-Dioxane	0.468 / 1.558		N/A	ND	
Ethylene Oxide	0.253 / 0.844	1	N/A	ND	PASS
Ethyl Acetate	1.123 / 3.745	5000	N/A	ND	PASS
Isopropyl Acetate	0.347 / 1.158		N/A	ND	
Chloroform	0.251 / 0.838	1	N/A	ND	PASS
Dichloromethane (Methylene Chloride)	2.651 / 8.838	1	N/A	ND	PASS
Trichloroethylene	0.299 / 0.996	1	N/A	ND	PASS
1,2-Dichloroethane	0.162 / 0.541	1	N/A	ND	PASS
1,1-Dichloroethene	0.185 / 0.616		N/A	ND	
1,2-Dichloroethene	0.428 / 1.427		N/A	ND	
Sulfolane	47.66 / 158.9		N/A	ND	
Dimethyl Sulfoxide	6.168 / 20.56		N/A	ND	
Acetonitrile	1.595 / 4.833	410	N/A	ND	PASS
Pyridine	0.407 / 1.355		N/A	ND	
N,N-Dimethylacetamide	0.127 / 0.422		N/A	ND	
N,N-Dimethylformamide	0.946 / 3.153		N/A	ND	



## Heavy Metals Analysis

Heavy metal analysis utilizing inductively coupled plasma-mass spectrometry (ICP-MS).

Method: QSP 1160 - Analysis of Heavy Metals by ICP-MS

HEAVY METALS TEST RESULTS - 08/05/2022 PASS

COMPOUND	LOD/LOQ (µg/g)	ACTION LIMIT (µg/g)	MEASUREMENT UNCERTAINTY (µg/g)	RESULT (µg/g)	RESULT
Arsenic	0.02 / 0.1	1.5	N/A	<LOQ	PASS
Cadmium	0.02 / 0.05	0.5	N/A	ND	PASS
Lead	0.04 / 0.1	0.5	±0.00	0.2	PASS
Mercury	0.002 / 0.01	3	N/A	ND	PASS





## Microbiology Analysis

### PCR AND PLATING

Analysis conducted by polymerase chain reaction (PCR) and fluorescence detection of microbiological contaminants.

**Method:** QSP 1221 - Analysis of Microbiological Contaminants

### MICROBIOLOGY TEST RESULTS (PCR) - 08/08/2022 ✓ PASS

COMPOUND	ACTION LIMIT (cfu/g)	RESULT (cfu/g)	RESULT
Shiga toxin-producing <i>Escherichia coli</i>	Not Detected in 25g	ND	PASS
<i>Salmonella</i> spp.	Not Detected in 25g	ND	PASS
<i>Aspergillus fumigatus</i>	Not Detected in 1g	ND	PASS
<i>Aspergillus flavus</i>	Not Detected in 1g	ND	PASS
<i>Aspergillus niger</i>	Not Detected in 1g	ND	PASS
<i>Aspergillus terreus</i>	Not Detected in 1g	ND	PASS
<i>Candida albicans</i>		ND	
<i>Campylobacter</i> spp.		ND	
<i>Yersinia</i> spp.		ND	
<i>Listeria monocytogenes</i>		ND	
<i>Pseudomonas aeruginosa</i>		ND	
Bile-Tolerant Gram-Negative Bacteria		ND	
<i>Staphylococcus aureus</i>		ND	

Analysis conducted by 3M™ Petrifilm™ and plate counts of microbiological contaminants.

**Method:** QSP 6794 - Plating with 3M™ Petrifilm™

### MICROBIOLOGY TEST RESULTS (PLATING) - 08/08/2022 DETECTED

COMPOUND	RESULT (cfu/g)
Total Aerobic Bacteria	3000.0
Total Yeast and Mold	ND
Total Enterobacteriaceae	ND
<i>Escherichia coli</i>	ND
Coliforms	ND



## Foreign Material Analysis

Visual analysis includes, but is not limited to, sand, soil, cinders, dirt, mold, hair, insect fragments, and mammalian excreta.

**Method:** QSP 1226 - Analysis of Foreign Material in Cannabis and Cannabis Products

### FOREIGN MATERIAL TEST RESULTS - 08/05/2022 ✓ PASS

COMPOUND	ACTION LIMIT	RESULT
Total Sample Area Covered by Sand, Soil, Cinders, or Dirt	>25%	PASS
Total Sample Area Covered by Mold	>25%	PASS
Total Sample Area Covered by an Imbedded Foreign Material	>25%	PASS
Insect Fragment Count	> 1 per 3 grams	PASS
Hair Count	> 1 per 3 grams	PASS
Mammalian Excreta Count	> 1 per 3 grams	PASS





## Water Activity Analysis

**Method:** QSP 1227 - Analysis of Water Activity in Cannabis and Cannabis Products

### WATER ACTIVITY TEST RESULTS - 08/05/2022 PASS

COMPOUND	ACTION LIMIT (Aw)	MEASUREMENT UNCERTAINTY (Aw)	RESULT (Aw)	RESULT
Water Activity	0.85	±0.01362	0.2797	PASS

sc labs™